

Iona McGregor Fire District Board of Fire Commissioners Agenda
January 19, 2022
6:00 PM

Meeting call to order

Roll Call of Commissioners

Opening Prayer and Pledge of Allegiance

Amendments to the Meeting Agenda

Public Input on Business Agenda Items

Public Recognition

Business Agenda Items (Agenda Items Requiring Action)

- 1) Meeting Minutes – December 15, 2021
- 2) Financial Report – December 2021
- 3) Attorney Report
- 4) DVP Reports – Districts 7 & 25

Public Input on Non-Business Agenda Items

Commissioner Comments

Adjournment

Iona McGregor Fire District Board of Fire Commission Meeting
December 15, 2021
6:00 PM

Meeting called to order at 6:00 p.m.

Roll Call of Commissioners – Present are Commissioners Andersen, Barbosa, Langford, and Walker. Commissioner Louwers is absent excused.

Opening Prayer and Pledge of Allegiance observed

Amendments to the Meeting Agenda – none

Public Input on Business Agenda Items – no public present

Public Recognition – none

Business Agenda Items (Agenda Items Requiring Action)

1) Meeting Minutes – November 17, 2021

Hearing no necessary adjustments to presented minutes, a **motion** (5826) to approve minutes of November 17, 2021, was made by Commissioner Barbosa, seconded by Commissioner Langford... carried.

2) Financial Report – November 2021

After brief discussion regarding interest rates. Commissioner Walker requested CFO Winzenread to send the State's listing and statute for public depositor requirements. Following discussion, **motion** (5827) to approve November 2021 financial report was offered by Commissioner Barbosa, second Commissioner Langford... carries.

3) Capital Assets

CFO Winzenread described the capital asset recommendation adding that it is desired that the Board formally adopt the recommended changes to the District's capital asset listing of recorded property for the purposes of compliance with DFS Rule 69I-73. Following discussion, three separate motions were made to accomplish this.

First, a **motion** (5828) to formally adopt as the District's list of recorded property for the purposes of DFS Rule 69I-73, exempting items valued from \$1,000 to less than \$ 5,000 from the District's capital asset listing effective September 30, 2021, was made by Commissioner Barbosa and seconded by Commissioner Langford... carried.

Then, **motion** (5829) to authorize the removal of all items from the District's capital asset listing that have an original cost of less than \$5,000 and are fully depreciated effective September 30, 2021, was made by Commissioner Barbosa, seconded by Commissioner Andersen... carried.

Finally, **motion** (5830) to approve the automatic subsequent removal of the remaining items that have an original cost of less than \$5,000 as they become fully depreciated from the District's capital asset listing was made by Commissioner Barbosa with a second offered by Commissioner Langford... carried.

Iona McGregor Fire District Board of Fire Commission Meeting
December 15, 2021
6:00 PM

4) Executive Report

Commissioner Walker questioned the 90% roof completion, what building? Deputy Chief Guzman informed that the repair is to the training tower. Commissioner Walker then inquired as to the Tower 74 buck repair that was submitted to insurance for apparatus, what is for? Assistant Chief Comer described the accident resulting in apparatus damage as well as the follow-up investigation. Following discussion, **motion** (5831) to accept the Executive Report made by Commissioner Walker, second Commissioner Andersen... carried.

5) Attorney Report

Attorney Pringle briefly addressed the business agenda question from Commissioner Walker pertaining to Public Recognition, informing the board adopted the current agenda format. Commissioner Walker asked attorney to bring board up to date on proposed new station. Mr. Pringle responded that the District has interest in acquiring a piece of property to construct a better located Station 72. Chief Howard, Assistant Chief Comer and attorney have been working on site selection and have not brought anything to board as nothing has met our criteria and been available for purchase. Some sites could be used however improvements would need to be made. A potential site has been discussed but is not currently on the market. The owner is aware of district's needs to construct new fire station better located in the circle of influence and we are awaiting response from property owner. Following discussion, **motion** (5832) to accept Attorney Report made by Commissioner Andersen, second Commissioner Barbosa... carried

6) DVP Reports – Districts 7 & 25

DVP Wright informed that all was good. DVP Mascarelli was not in attendance. **Motion** (5833) to accept DVP Reports as submitted was made by Commissioner Barbosa, second Commissioner Langford... carried.

Public Input on Non-Business Agenda Items – none

Commissioner Comments

Commissioner Walker stated that he will write up and address amending the agenda. Commissioner Andersen wished all a Merry Christmas and a Happy New Year.

Adjournment

Motion to adjourn meeting was made by Commissioner Walker, seconded by Commissioner Andersen... passed.

Meeting adjourned at 6:41

Approved by: _____

Print Name: _____

IONA MCGREGOR FIRE PROTECTION AND RESCUE SERVICE DISTRICT
SUMMARY STATEMENT OF ACTIVITIES - GENERAL FUND
For the Two Months Ended November 30, 2021 (Unaudited)

Revenues	Amended Budget	Actual	Variance	
			\$	%
Cash Carry Forward	\$ 10,211,193			
Ad valorem taxes	22,212,377	\$ 6,511,244	\$ (15,701,133)	29.31%
Permits, Fees & Special Assessments	50,000	-	(50,000)	0.00%
Intergovernmental	67,960	-	(67,960)	0.00%
Charges for services	51,000	20,972	(30,028)	41.12%
Interest Check/Demand Accounts	54,000	2,979	(51,021)	5.52%
Miscellaneous	214,804	9,826	(204,978)	4.57%
Proceeds from debt	-	-	-	N/A
Total Revenues	22,650,141	6,545,021	(16,105,120)	28.90%

Total revenues and cash carry forward 32,861,334

Expenditures				
Personnel services				
Salaries	11,775,174	1,643,457	10,131,717	13.96%
Benefits	6,630,506	854,583	5,775,923	12.89%
Operating Expenditures				
Professional and contractual	844,455	200,569	643,886	23.75%
Travel	110,135	6,065	104,070	5.51%
Communications & freight	116,050	13,400	102,650	11.55%
Utilities, equipment rental, and insurance	289,131	80,964	208,167	28.00%
Repairs and maintenance	551,665	57,437	494,228	10.41%
Operational, small tools and equipment	470,060	14,491	455,569	3.08%
Fuel, supplies, and administrative	410,343	60,749	349,594	14.80%
Education and training	141,160	3,303	137,857	2.34%
Capital expenditures	249,600	-	249,600	0.00%
Debt service	75,034	25,011	50,023	33.33%
Total Expenditures	21,663,313	2,960,030	18,703,283	13.66%

Revenues over/(under) expenditures 986,828 \$ 3,584,992 \$ 2,598,164

Fund Balance/Cash Carry Forward 11,198,021

Total expenditures and reserves \$ 32,861,334

	NOVEMBER	OCTOBER
Cash Balances		
BankUnited - Operating	\$ 7,385,021	\$ 1,123,597
Petty Cash	-	-
	<u>7,385,021</u>	<u>1,123,597</u>
Investments		
General - SBA - Fund A	1,930,065	1,929,902
BankUnited Money Market	4,497,337	5,996,198
	<u>6,427,402</u>	<u>7,926,100</u>
Total Cash and Investments	<u>\$ 13,812,423</u>	<u>\$ 9,049,697</u>

Submitted for approval on December 15, 2021

Approved By: _____

(Signature)



Iona-McGregor Fire District Executive Report

Executive Summary/ December 2021:

GENERAL:

- TAP program representatives were here last week for their site visit. Staff worked with them over three days to review what has been done thus far in the Strategic Plan, Community Risk Assessment-Standard of Cover, and the Self-Assessment writings.
 - We will soon receive a written report with suggestions on things that should be addressed prior to moving forward with accreditation.

OPERATIONS:

- Our probationary hires from August just completed their 1st quarter and associated module competency testing.
- We have Battalion Chief and Engineer promotional processes planned for late January and early February, respectively.
- Lee County Sheriff Office has initiated renewed discussion and planning for active shooter training.
- Hurricane season has officially concluded and now we anticipate the start of our dry season.
- Seasonal population has just about peaked and is obvious throughout our district.
- We responded to multiple structure fires in November and our commitment to training is apparent.
- Through the work of DC Wisdom, we look forward to more acquired structure training opportunities.

Logistics:

- Station and Tower painting has been completed.
- Tower construction of new windowsills and protective coverings to top floor have been ongoing. Windows are now done, and roof is 90% complete.
- T74 bucket repair has been submitted to insurance. The insurance company has approved the repairs needed.
- We have moved forward with the FLIR thermal camera purchase for M70
- Apparatus are beginning to be sent to SFEV for their annual maintenance.
- Station office furniture replacement is ongoing. Should be finalized this week.
- Fuel system data input has begun.



Iona-McGregor Fire District Executive Report

Prevention/Pub Ed:

Date: November 2021

INSPECTION VOLUME:	378
VIOLATIONS CLEARED: past year to date	206
CPR / AED CLASSES:	0
CHILD PASSENGER SAFETY:	2
PUBLIC EDU. EVENT(S):	2
EAP PRESENTATIONS:	0
FIRE INVESTIGATIONS:	2

#

Supervisor's Summary:

- (6) fire flow tests for new projects
- (1) commercial structure fire origin & cause investigation
- (1) residential structure fire origin & cause investigation
- (9) new business permits signed off
- (50) turkeys dropped off @ the Gladiolus Food Pantry
- Pink Heals check presentation, (6) fire district's helped raise \$10,300
- Great media coverage on acquired structure training
- Christmas toy drive kicked off



Iona-McGregor Fire District Executive Report

Fire Training/Special Operations:

- Dive Team Members completed training this month covering dive skills and Rapid Diver drills
- Hazmat Techs participated in training with FMFD Hazmat covering different breathing air systems that can be used during entry into hazardous environments
- Squad 73 members from A and C shift conducted rope operations training off the Larsen Medical Facility at Shell Pointe
- TRT members participated in the Elf Rappel event at Golisano Children's Hospital along with LCSO SWAT
- Members attended the HROC Conference in Pensacola, FL. Training conducted at this conference focuses on high rise firefighting
- Several members attended a Live Fire Trainer Instructor class at the Fort Myers Fire Academy.
- Wrapped up 3 full days of training at an acquired structure in Zone 73. Members went through several stations covering skills focused on fire attack and ventilation
- 11 probationary firefighters completed their Module 1 testing which included a written and practical exam.

EMS, Health and Safety:

- EMT Module 1 testing completed with all showing improvement since orientation.
- January is Firefighter Cancer Awareness Month

Previous Month ▾ Nov 1, 2021 - Nov 30, 2021 ▾

41%

FIRE
Percentage of Total Incidents

59%


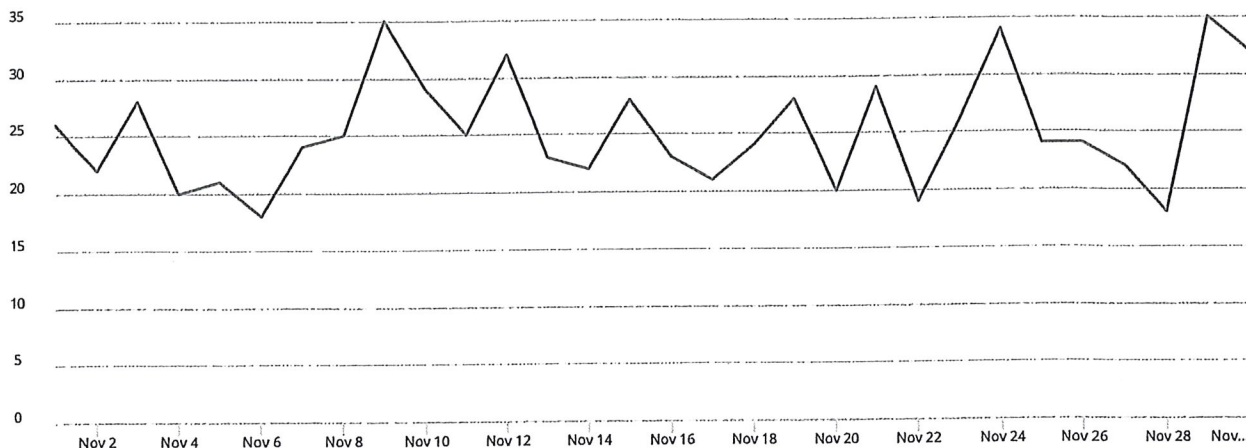
EMS
Percentage of Total Incidents

757

INCIDENTS
In Selected Time Slice

30

DAYS
In Selected Time Slice



Counts	% Rows		% Columns		% All											
Week Ending	11/7/21	11/14/21	11/21/21	11/28/21	12/5/21	12/12/21	12/19/21	12/26/21	1/2/22	1/9/22	1/16/22	1/23/22	1/30/22	Total		
(10) Fire, other				2										2		
(11) Structure Fire	1	1	3	2										7		
(12) Fire in mobile property used as a fixed structure		1												1		
(13) Mobile property (vehicle) fire				1										1		
(14) Natural vegetation fire		1		1										2		
(15) Outside rubbish fire	1	1	1	1										4		
(16) Special outside fire		1												1		
(30) Rescue, emergency medical call (EMS), other	7	11	2	4	2									26		
(31) Medical assist	27	31	36	22	4									120		
(32) Emergency medical service (EMS) Incident	60	68	65	68	39									300		
(35) Extrication, rescue				1										1		
(42) Chemical release, reaction, or toxic condition	1													1		
(44) Electrical wiring/equipm.. problem	2		1	1										4		
(46) Accident, potential accident	2													2		
(50) Service call, other		1												1		

[illegible]

Iona McGregor Fire District
Financial Report
01/19/2022

<u><i>Included Reports (unaudited)</i></u>	<u><i>Page(s)</i></u>
Financial Report Notes	1
Balance Sheet as of December 31, 2021	2
Summary Statement of Activities – General Fund	3
Detailed Statement of Activities – General Fund	4-5
Ad Valorem Tax Analysis	6
Check Register – Month of December 2021	7-8

**IONA MCGREGOR FIRE PROTECTION AND RESCUE SERVICE DISTRICT
FINANCIAL REPORT NOTES
BALANCE SHEET AND STATEMENTS OF REVENUES AND EXPENDITURES
(UNAUDITED)**

For the Three Months Ended December 31, 2021

Notable items on the Balance Sheet:

Cash and Investments

The rates of return on surplus funds for the month of December are as follows:

- 0.13% - SBA (Florida PRIME Local Government Investment Pool)
- 0.26% - BankUnited

Liabilities

Liabilities totaling \$32,080 consist of trade accounts payable and amounts withheld from employees' pay for retirement, insurance and other voluntary payroll deductions.

Notable items on the Statements of Revenues and Expenditures:

Revenues

- Received approximately \$13.5 million in ad valorem tax revenues during the month of December. To date we have received almost 89% of the annual budgeted total.
- Inspection fees totaled \$1,585 for the month of December.
- Interest on invested surplus funds totaled \$2,959 for the month of December.
- Received second quarterly payment for the space rented to Lee Co. EMS through an interlocal agreement - \$8,875.
- Received insurance proceeds for repairs to Truck #74 - \$43,117.

Expenditures

- Annual subscription for patient care reporting software - \$27,772
- Painting of Station #74 Bay and utility rooms - \$14,707
- 1st quarterly debt service payment for apparatus capital lease (2 engines) - \$25,011
- Scheduled 2-day Aggressive Command Training - \$12,899

Total expenditures reflect 21.85% of budget and are trending as expected.

IMFD Balance Sheet
As of 12/31/2021

Page 2 of 8

IONA MCGREGOR FIRE DISTRICT (IMF)

ASSETS

CASH

Operating Account - BankUnited

\$ 1,933,811.45

Total CASH:

1,933,811.45

INVESTMENTS

Investments - SBA

1,930,277.20

Money Market - BankUnited

21,200,083.99

Total INVESTMENTS:

23,130,361.19

Total ASSETS:

\$ 25,064,172.64

LIABILITIES

LIABILITIES AND OTHER CREDITS

Accounts Payable

7,084.30

Total LIABILITIES AND OTHER CREDITS:

7,084.30

ACCRUED EXPENSES

FRS - Employee Contribution - ADMIN

4,651.69

FRS - Employee Contribution - OPS

20,343.71

Total ACCRUED EXPENSES:

24,995.40

Total LIABILITIES:

32,079.70

EQUITY

Retained Earnings-Current Year

14,846,768.89

Prior Year Revenues Over/(Under) Expenditures

(333,396.00)

Fund Balance

10,518,720.05

Total EQUITY:

25,032,092.94

Total LIABILITIES & EQUITY:

\$ 25,064,172.64

IONA MCGREGOR FIRE PROTECTION AND RESCUE SERVICE DISTRICT
SUMMARY STATEMENT OF ACTIVITIES - GENERAL FUND
For the Three Months Ended December 31, 2021 (Unaudited)

Revenues	Amended	Actual	Variance	
	Budget		\$	%
Cash Carry Forward	\$ 10,211,193			
Ad valorem taxes	22,212,377	\$ 19,482,900	\$ (2,729,477)	87.71%
Permits, Fees & Special Assessments	50,000	-	(50,000)	0.00%
Intergovernmental	67,960	-	(67,960)	0.00%
Charges for services	51,000	23,995	(27,005)	47.05%
Interest Check/Demand Accounts	54,000	5,938	(48,062)	11.00%
Miscellaneous	214,804	67,452	(147,352)	31.40%
Proceeds from debt	-	-	-	N/A
Total Revenues	22,650,141	19,580,285	(3,069,856)	86.45%
 Total revenues and cash carry forward	 <u>32,861,334</u>			
Expenditures				
Personnel services				
Salaries	11,775,174	2,527,873	9,247,301	21.47%
Benefits	6,630,506	1,306,795	5,323,711	19.71%
Operating Expenditures				
Professional and contractual	844,455	475,122	369,333	56.26%
Travel	110,135	7,466	102,669	6.78%
Communications & freight	116,050	20,091	95,959	17.31%
Utilities, equipment rental, and insurance	289,131	100,853	188,278	34.88%
Repairs and maintenance	551,665	95,903	455,762	17.38%
Operational, small tools and equipment	470,060	33,427	436,633	7.11%
Fuel, supplies, and administrative	410,343	109,470	300,873	26.68%
Education and training	141,160	31,505	109,655	22.32%
Capital expenditures	249,600	-	249,600	0.00%
Debt service	75,034	25,011	50,023	33.33%
Total Expenditures	21,663,313	4,733,516	16,929,797	21.85%
 Revenues over/(under) expenditures	 <u>986,828</u>	 <u>\$ 14,846,769</u>	 <u>\$ 13,859,941</u>	
 Fund Balance/Cash Carry Forward	 <u>11,198,021</u>			
 Total expenditures and reserves	 <u>\$ 32,861,334</u>			
		<u>DECEMBER</u>	<u>NOVEMBER</u>	
Cash Balances				
BankUnited - Operating		\$ 1,933,811	\$ 7,385,021	
Petty Cash		-	-	
		<u>1,933,811</u>	<u>7,385,021</u>	
Investments				
General - SBA - Fund A		1,930,277	1,930,065	
BankUnited Money Market		<u>21,200,084</u>	<u>4,497,337</u>	
		<u>23,130,361</u>	<u>6,427,402</u>	
 Total Cash and Investments		 <u>\$ 25,064,173</u>	 <u>\$ 13,812,423</u>	

Submitted for approval on January 19, 2022

Approved By: _____
 (Signature)

IONA MCGREGOR FIRE PROTECTION AND RESCUE SERVICE DISTRICT
DETAILED STATEMENT OF ACTIVITIES - GENERAL FUND
For the Three Months Ended December 31, 2021 (Unaudited)

	Adopted		Variance	
	Budget	Actual	\$	%
Revenues				
Cash Carry Forward	\$ 10,211,193			
Ad Valorem Taxes	22,935,377	\$ 20,290,673	\$ (2,644,704)	88.47%
Excess fees	140,000	-	(140,000)	0.00%
Penalties	20,000	7,017	(12,983)	35.08%
Discounts	(837,000)	(806,568)	30,432	96.36%
Refunds Deducted	(50,000)	(8,633)	41,367	17.27%
Ad Valorem Taxes Prior Years	4,000	412	(3,588)	10.30%
Impact Fees	50,000	-	(50,000)	0.00%
FEMA Revenue	-	-	-	N/A
State Firefighter Supplemental	67,960	-	(67,960)	0.00%
Grant Revenue	-	-	-	N/A
Inspection Fees	50,000	23,145	(26,855)	46.29%
CPR - Books & Masks	1,000	850	(150)	85.00%
Interest Check/Demand Accounts	54,000	5,938	(48,062)	11.00%
Rents	34,804	17,750	(17,054)	51.00%
Sale of Equipment	175,000	-	(175,000)	0.00%
Contributions	5,000	-	(5,000)	0.00%
Miscellaneous	-	49,702	49,702	N/A
Proceeds from Debt	-	-	-	N/A
Total Revenues	22,650,141	19,580,285	(3,069,856)	86.45%
Total Revenues and Cash Carry Forward	32,861,334			
Expenditures				
Personnel Services				
Salaries - Commissioners	30,000	7,500	22,500	25.00%
Salaries - ADM	2,036,797	458,057	1,578,740	22.49%
Salaries - OPS	7,588,450	1,762,331	5,826,119	23.22%
Salaries - FLISA	594,229	137,627	456,602	23.16%
Salaries - Sick Pay - ADM	121,987	-	121,987	0.00%
Salaries - Sick Pay - OPS	275,218	4,977	270,241	1.81%
Salaries - Holiday Pay	128,711	34,790	93,921	27.03%
Salaries - Out of Class Pay	35,000	9,116	25,884	26.05%
Salaries - One Time Payouts - ADM	133,983	-	133,983	0.00%
Salaries - One Time Payouts - OPS	59,423	947	58,476	1.59%
Salaries - Clothing and Uniform Allowance	-	-	-	N/A
Salaries - Ins Deductible & Subsidy- ADM	3,240	730	2,510	22.53%
Salaries - Ins Deductible & Subsidy- OPS	39,703	9,203	30,500	23.18%
Salaries - Phone Allowance	16,000	3,813	12,188	23.83%
Salaries - ER H.S.A Contribution - ADM	53,500	188	53,313	0.35%
Salaries - ER H.S.A. Contribution - OPS	247,500	500	247,000	0.20%
Salaries - Overtime Staffing - ADM	4,225	-	4,225	0.00%
Salaries - Overtime Staffing - OPS	293,039	75,532	217,507	25.78%
Salaries - Overtime Training - OPS	46,209	6,894	39,315	14.92%
Salaries - Overtime USAR/Strike Teams - ADM	-	-	-	N/A
Salaries - Overtime USAR/Strike Teams - OPS	-	-	-	N/A
Salaries - State Education ADM	18,640	4,330	14,310	23.23%
Salaries - State Education OPS	49,320	11,340	37,980	22.99%
Social Security Taxes - ADM/Commissioners	125,699	20,838	104,861	16.58%
Social Security Taxes - OPS	554,074	116,520	437,554	21.03%
Medicare Taxes - ADM/Commissioners	32,559	6,863	25,696	21.08%
Medicare Taxes - OPS	130,406	29,361	101,045	22.51%
Retirement - ADM	402,907	64,506	338,401	16.01%
Retirement - OPS	2,250,510	338,469	1,912,041	15.04%
Veba Plan Contribution - ADM	105,551	-	105,551	0.00%
Veba Plan Contribution - OPS	451,488	-	451,488	0.00%
Health Insurance - ADM	836,092	204,207	631,885	24.42%
Health Insurance - OPS	1,616,343	406,215	1,210,128	25.13%
Health Insurance - Admin Contribution	(20,174)	(7,172)	(13,002)	35.55%
Health Insurance - OPS Contribution	(94,167)	(32,768)	(61,399)	34.80%
Health Insurance - Retiree Contribution	(510,935)	(117,607)	(393,328)	23.02%
Employee Insurance - Other - ADM	99,229	31,800	67,430	32.05%
Employee Insurance - Other - OPS	282,349	95,749	186,600	33.91%
Workers Compensation Insurance - ADM	47,130	19,473	27,657	41.32%
Workers Compensation Insurance - OPS	321,445	130,342	191,103	40.55%
Total Personnel Services	18,405,680	3,834,668	14,571,012	20.83%

IONA MCGREGOR FIRE PROTECTION AND RESCUE SERVICE DISTRICT
DETAILED STATEMENT OF ACTIVITIES - GENERAL FUND
For the Three Months Ended December 31, 2021 (Unaudited)

	Adopted		Variance	
	Budget	Actual	\$	%
Operating Expenditures				
Legal	50,000	798	49,202	1.60%
Computer Support Services	36,200	7,830	28,370	21.63%
Other Professional	81,550	28,230	53,320	34.62%
Audit and Accounting	36,000	1,000	35,000	2.78%
Tax Collector's Commission	448,000	391,117	56,883	87.30%
Property Appraiser's Commission	140,633	35,168	105,465	25.01%
Custodial & Janitorial Services	37,600	10,437	27,163	27.76%
Other Services - MVR Review	14,472	541	13,931	3.74%
Travel and Per Diem	110,135	7,466	102,669	6.78%
Telephones	58,000	14,299	43,701	24.65%
Wireless User Fee	55,950	5,344	50,606	9.55%
Freight & Postage	2,100	448	1,652	21.35%
Water	13,065	1,595	11,470	12.21%
Electricity	58,650	8,913	49,737	15.20%
Cable Television	3,910	945	2,965	24.17%
Garbage	13,800	2,834	10,966	20.54%
Propane	7,225	504	6,721	6.97%
Equipment Rentals & Leases	47,481	11,071	36,410	23.32%
Insurance	145,000	74,991	70,009	51.72%
Equipment Maintenance	112,100	25,189	86,911	22.47%
Building Maintenance	261,973	41,567	220,406	15.87%
Vehicle Maintenance	177,592	29,147	148,445	16.41%
Promotional Activities	31,500	4,527	26,973	14.37%
Promotional Activities - ADM	5,000	6	4,994	0.12%
Small Tools & Equipment	179,050	8,693	170,357	4.86%
Turnout Gear	116,910	2,503	114,407	2.14%
Annual Medical Exams/Wellness	50,000	65	49,935	0.13%
Legal Advertising	2,000	-	2,000	0.00%
Hiring Costs	30,000	160	29,840	0.53%
Uniforms	47,600	16,656	30,944	34.99%
Office Supplies	8,000	816	7,184	10.20%
Fuel	65,000	20,767	44,233	31.95%
Janitorial Supplies	27,600	4,785	22,815	17.34%
Medical Supplies	62,500	9,252	53,248	14.80%
Other Operating Supplies	53,640	6,659	46,981	12.41%
Memberships, Publications & Subscriptions	201,603	68,007	133,596	33.73%
Educational Reimbursement	41,800	3,977	37,823	9.51%
Training	99,360	27,528	71,832	27.71%
Total Operating	2,932,999	873,837	2,059,162	29.79%
Capital Outlay				
Buildings	-	-	-	N/A
Equipment	44,600	-	44,600	0.00%
Vehicles	205,000	-	205,000	0.00%
Total Capital Outlay	249,600	-	249,600	0.00%
Debt Service				
Principal	74,386	24,688	49,698	33.19%
Interest	648	324	324	49.94%
Total Debt Service	75,034	25,011	50,023	33.33%
Total Expenditures	21,663,313	4,733,516	16,929,797	21.85%
Revenues over Expenditures		\$ 14,846,769		
Reserves				
Assigned:				
Operating Expenditures Oct - Dec	5,281,000			
Hurricane/Disaster	2,641,000			
Capital (Facilities, Apparatus, Equipment)	3,267,021			
Health Insurance (Level Funding Reserve)	-			
Unassigned:				
General Operating	9,000			
Total Reserves	11,198,021			
Total Expenditures and Reserves	\$ 32,861,334			

IONA MCGREGOR FIRE DISTRICT
2021 - 2022 FISCAL YEAR
Ad Valorem Tax Revenues to Date

[illegible]

* Note - The "other" column includes prior year taxes, penalties, refunds, corrections, interest and other costs.

CURRENT AND LAST 5 FISCAL YEARS COLLECTION ANALYSIS
As of December 31, of each year

Fiscal Year		Revenue	Discounts	Commissions
2022				
	Budget	22,909,377	837,000	448,000
	Actual	20,289,468	806,568	391,117
		88.56%	96.36%	87.30%
2021				
	Budget	20,664,066	755,000	404,000
	Actual	18,154,110	723,165	350,183
		87.85%	95.78%	86.68%
2020				
	Budget	20,485,690	742,500	400,500
	Actual	17,590,950	701,161	339,225
		85.87%	94.43%	84.70%
2019				
	Budget	20,352,023	732,000	395,000
	Actual	17,192,898	685,082	331,625
		84.48%	93.59%	83.96%
2018				
	Budget	19,193,971	690,000	383,000
	Actual	16,104,236	643,416	311,390
		83.90%	93.25%	81.30%
2017				
	Budget	18,354,838	645,000	359,000
	Actual	15,609,756	622,924	301,647
		85.04%	96.58%	84.02%

Check History Report
Sorted By Check Number
Activity From: 12/1/2021 to 12/31/2021

IONA MCGREGOR FIRE DISTRICT (IMF)

Bank Code: B BANKUNITED - OPERATING

Check Number	Check Date	Vendor Number	Name	Check Amount	Check Type
021387	12/10/2021	ABCFIRE	ABC FIRE EQUIPMENT CORP	1,615.00	Auto
021388	12/10/2021	AERAS	AERAS TECHNOLOGIES LLC	1,000.00	Auto
021389	12/10/2021	BOUCHAR	LUKE BOUCHAR	127.00	Auto
021390	12/10/2021	CALLAGH	CALLAGHAN TIRE ENTERPRISES INC	185.50	Auto
021391	12/10/2021	CFPSE	CENTER FOR PUBLIC SAFETY EXCEL	2,780.00	Auto
021392	12/10/2021	CINTAS	CINTAS CORPORATION #294	107.62	Auto
021393	12/10/2021	CROWN	CROWN INFORMATION MANAGEMENT	25.00	Auto
021394	12/10/2021	CRS	CRS TECHNOLOGY	2,400.00	Auto
021395	12/10/2021	CRYSTAL	CRYSTAL SPRINGS	29.43	Auto
021396	12/10/2021	DREWS	KARL DREWS	77.19	Auto
021397	12/10/2021	ESO	ESO SOLUTIONS INC.	27,771.94	Auto
021398	12/10/2021	FASTSIG	FASTSIGNS	180.00	Auto
021399	12/10/2021	FPELRA	FL PUBLIC EMP LABOR RELA ASOC	1,625.00	Auto
021400	12/10/2021	FPL5324	FL POWER & LIGHT CO.	465.74	Auto
021401	12/10/2021	FPL6245	FL POWER & LIGHT CO.	594.40	Auto
021402	12/10/2021	FURST	CASSANDRA FURST	224.00	Auto
021403	12/10/2021	GFOA	GOVT FINANCE OFFICERS ASSOC	65.00	Auto
021404	12/10/2021	GRALEY	GRALEY MECHANICAL, INC.	150.00	Auto
021405	12/10/2021	HOMD	Home Depot Credit Services	287.86	Auto
021406	12/10/2021	LEESAR	LEESAR INC	4,096.67	Auto
021407	12/10/2021	LONGSWO	LONGSWORTH COMFORT AIR LLC	2,128.00	Auto
021408	12/10/2021	LOWES	LOWE'S	151.64	Auto
021409	12/10/2021	MARCO	MARCO OFFICE SUPPLY, FURNITURE & PRINTING INC.	781.54	Auto
021410	12/10/2021	MARINEE	MARINEMAX EAST	300.95	Auto
021411	12/10/2021	MARTIN	JASON MARTIN	250.00	Auto
021412	12/10/2021	MES	MUNICIPAL EMERGENCY SVCS, INC.	979.52	Auto
021413	12/10/2021	NAFECO	NAFECO	60.00	Auto
021414	12/10/2021	NOEL	NOEL PAINTING OF THE USA, LLC	14,707.00	Auto
021415	12/10/2021	OFFPRID	OFFICE PRIDE COMMERCIAL CLEANING SVCS	1,084.04	Auto
021416	12/10/2021	PAPYRUS	PAPYRUS DOCUMENT & DESIGN, LLC	180.00	Auto
021417	12/10/2021	PROCHIL	DOMENICO PROCHIL	1,570.00	Auto
021418	12/10/2021	RICOH	RICOH USA, INC.	71.27	Auto
021419	12/10/2021	RYAN	RYAN PETROLEUM	4,864.79	Auto
021420	12/10/2021	SOUTH	SOUTH FL EMERGENCY VEHICLES	1,301.90	Auto
021421	12/10/2021	VALVO	SUNSHINE LUBES LLC	95.17	Auto
021422	12/10/2021	VFIS	VFIS	10,680.00	Auto
021423	12/17/2021	AAAPM	A.A.A. PROPERTY MAINTENANCE INC	1,645.00	Auto
021424	12/17/2021	AD	ADVANCED DISPOSAL-FT MYERS	944.82	Auto
021425	12/17/2021	AIRGAS	AIRGAS	248.83	Auto
021426	12/17/2021	ALLPHAS	ALL PHASE ELECTRIC SVC OF FL INC	105.00	Auto
021427	12/17/2021	CINTAS	CINTAS CORPORATION #294	107.62	Auto
021428	12/17/2021	COMPRES	COMPRESSED AIR SUPPLIES & EQUIPMENT, INC	1,297.08	Auto
021429	12/17/2021	CORPORA	CORPORATE BILLING, INC	1,969.81	Auto
021430	12/17/2021	D&DBUSH	D & D BUSH HOG SERVICES, INC.	300.00	Auto
021431	12/17/2021	DINGLE	SCOTT DINGLE	1,570.00	Auto
021432	12/17/2021	FPL8590	FL POWER & LIGHT CO.	420.82	Auto
021433	12/17/2021	KOZA	JOSHUA KOZA	371.00	Auto
021434	12/17/2021	LOWES	LOWE'S	165.61	Auto
021435	12/17/2021	NAFECO	NAFECO	12,380.40	Auto
021436	12/17/2021	OGLETRE	OGLETREE DEAKINS	798.00	Auto
021437	12/17/2021	PGIT	PREFERRED GOVERNMENTAL INS TRUST	13,286.00	Auto
021438	12/17/2021	STAND	STANDARD INSURANCE CO.	13,983.27	Auto
021439	12/17/2021	STREETE	DIONNE STREETE	371.00	Auto
021440	12/17/2021	TANSEY	BRIAN TANSEY	371.00	Auto

Run Date: 1/11/2022 2:02:28PM

A/P Date: 1/11/2022

Page: 1

User Logon: MLW

Check History Report
Sorted By Check Number
Activity From: 12/1/2021 to 12/31/2021

IONA MCGREGOR FIRE DISTRICT (IMF)

Bank Code: B BANKUNITED - OPERATING

Check Number	Check Date	Vendor Number	Name	Check Amount	Check Type
021441	12/17/2021	TEN8	TEN-8 FIRE & SAFETY, LLC	2,432.72	Auto
021442	12/17/2021	UPS	UNITED PARCEL SERVICE	17.46	Auto
021443	12/30/2021	ARMCHEM	ARMCHEM INTERNATIONAL	788.00	Auto
021444	12/30/2021	CFPSE	CENTER FOR PUBLIC SAFETY EXCEL	7,240.00	Auto
021445	12/30/2021	CINTAS	CINTAS CORPORATION #294	107.62	Auto
021446	12/30/2021	COMBAT	COMBAT READY FIRE TRAINING LLC	12,898.78	Auto
021447	12/30/2021	CROWN	CROWN INFORMATION MANAGEMENT	25.00	Auto
021448	12/30/2021	EAGLE	EAGLE ENGRAVING. INC.	510.95	Auto
021449	12/30/2021	FIREHOS	FIRERESQ, INC.	2,761.00	Auto
021450	12/30/2021	FNG	FLORIDA NATURAL GAS	59.09	Auto
021451	12/30/2021	FPL0598	FL POWER & LIGHT CO.	1,271.60	Auto
021452	12/30/2021	FPL3327	FL POWER & LIGHT CO.	16.89	Auto
021453	12/30/2021	FPL6245	FL POWER & LIGHT CO.	538.38	Auto
021454	12/30/2021	HOMD	Home Depot Credit Services	671.88	Auto
021455	12/30/2021	HULETT	HULETT ENVIRONMENTAL SERVICES	480.00	Auto
021456	12/30/2021	INSIGHT	INSIGHT PUBLIC SECTOR	214.99	Auto
021457	12/30/2021	LONGSWO	LONGSWORTH COMFORT AIR LLC	845.00	Auto
021458	12/30/2021	LOWES	LOWE'S	286.39	Auto
021459	12/30/2021	MARINE	MARINEMAX	2,922.11	Auto
021460	12/30/2021	MES	MUNICIPAL EMERGENCY SVCS, INC.	9.81	Auto
021461	12/30/2021	NAFECO	NAFECO	31.95	Auto
021462	12/30/2021	NIOA	NATIONAL INFORMATION OFFICERS ASSOC	80.00	Auto
021463	12/30/2021	NSCA	NATIONAL STRENGTH & CONDITIONING ASSOC	4,995.00	Auto
021464	12/30/2021	OVERHEA	OVERHEAD DOOR CO OF FORT MYERS	250.00	Auto
021465	12/30/2021	PAPYRUS	PAPYRUS DOCUMENT & DESIGN, LLC	180.00	Auto
021466	12/30/2021	PRINCIP	PRINCIPAL LIFE INSURANCE CO	15,727.42	Auto
021467	12/30/2021	RICOH	RICOH USA, INC.	420.36	Auto
021468	12/30/2021	ROTO	ROTO-TECH PLUMBING CONTRACTORS LLC	845.00	Auto
021469	12/30/2021	RYAN	RYAN PETROLEUM	3,833.11	Auto
021470	12/30/2021	SOUTH	SOUTH FL EMERGENCY VEHICLES	3,176.67	Auto
021471	12/30/2021	TEN8	TEN-8 FIRE & SAFETY, LLC	477.45	Auto
021472	12/30/2021	UPS	UNITED PARCEL SERVICE	16.81	Auto
021473	12/30/2021	VALVO	SUNSHINE LUBES LLC	164.32	Auto
021474	12/30/2021	WANTED	WANTED DEAD OR ALIVE LLC	1,250.00	Auto
021475	12/30/2021	WISDOM	JOHN WISDOM	172.00	Auto
W00696	12/1/2021	LOCUMS	LOCUMS DOC, INC	2,083.33	Wire Transfer
W00697	12/6/2021	BU9855	CARDMEMBER SERVICE	2,947.26	Wire Transfer
W00698	12/10/2021	UHC	UNITED HEALTHCARE INS. CO.	199,773.94	Wire Transfer
W00699	12/10/2021	CABLE1	COMCAST CABLEVISION	30.00	Wire Transfer
W00700	12/10/2021	CABLE2	COMCAST CABLEVISION	67.50	Wire Transfer
W00701	12/10/2021	CABLE3	COMCAST CABLEVISION	45.00	Wire Transfer
W00702	12/10/2021	CABLE4	COMCAST CABLEVISION	105.00	Wire Transfer
W00703	12/17/2021	CABLE5	COMCAST CABLEVISION	67.50	Wire Transfer
W00704	12/17/2021	T3	T3 COMMUNICATIONS, INC.	4,766.26	Wire Transfer
W00705	12/21/2021	LCU	LEE COUNTY UTILITIES	827.98	Wire Transfer
W00706	12/21/2021	VERIZON	VERIZON	1,756.03	Wire Transfer
W00707	12/27/2021	TECO	TECO	55.14	Wire Transfer
W00708	12/23/2021	PITNEYB	PITNEY BOWES GLOBAL FINANCIAL SVCS LLC	8.50	Wire Transfer
W00709	12/20/2021	ENTERPR	ENTERPRISE FM TRUST	3,139.86	Wire Transfer
W00710	12/21/2021	MICROSO	MICROSOFT CORPORATION	1,220.64	Wire Transfer
W00711	12/29/2021	COLLIFE	COLONIAL LIFE PREMIUM PROCESSING	3,982.38	Wire Transfer
Bank B Total:				419,942.51	
Report Total:				419,942.51	



Iona-McGregor Fire District Executive Report

Executive Summary/ January 2022:

GENERAL:

We have several staff members that reach the milestone of 15 years with the District this month: We appreciate their service.

- Diana Hernden
- John Lockwood
- Jason Lambert
- Evan Purcell
- Douglas Semler (24 years in total counting previous years of employment)
- Phil Daniels (November)

OPERATIONS:

- We have continued to have structure fires in our district and in neighboring districts, speaking to our core responsibility to the community
- We have had an increased amount of significant motor vehicle accidents with increased traffic/population
- Division Chief Wisdom is 3 months into his tenure and progressing well with training and special operations
- Battalion Chief process is set for the end of January; and Engineer process prior to mid-February. Most personnel are involved in some level of training and preparation
- Weather conditions are dry and support brush fires this time of year
- We held officer meetings in December to support positive communications and structure within the organization.
- Two of our probationary firefighters are less than 2 months from completing their 1st year

Administration/Accreditation:

- We received the *Site Study Report* from the Technical Advisor Program with all the suggested recommendation. All staff members that were involved in writing a portion of the *Self-Assessment Manual* has met with the Accreditation Manager to discuss the role they will be playing moving forward and to discuss the revisions that need to be made. We are hoping that all revisions are completed by the end of January.
 - We are currently working with staff on the Strategic Plan Update for 2022. Most update have been submitted and we should have a report by the next commission meeting.
 - Six months have passed since we implemented the Community Risk Assessment and Standards of Cover. We are currently working with the Compliance team on a 6 month/ 2021 yearly report.
-



Iona-McGregor Fire District Executive Report

Logistics:

- Logistics has received the shipment of uniforms for the crews.
- M70 has had the new FLIR camera installed to replace the old one.
- E72 and E75 have had their BPM maintenance completed.
- E79 has had the pump gauges repaired in preparation for the engineer testing.
- R73 has been repaired and placed back in service.

Prevention/Pub Ed:

Date:

INSPECTION VOLUME:	339
VIOLATIONS CLEARED: past year to date	200
CPR / AED CLASSES:	5
CHILD PASSENGER SAFETY:	3
PUBLIC EDU. EVENT(S):	2
EAP PRESENTATIONS:	
FIRE INVESTIGATIONS:	0

Supervisor's Summary:

- (4) fire flow tests for new projects
 - (4) new business permits signed off
 - Elf Rappel @ Golisano Children's Hospital with LCSO SWAT Team
 - Successful Toy Drive benefitting 65 students @ Tanglewood Elementary & children of the Gladiolus Food Pantry
 - Excellent English & Spanish coverage on WINK News for Bass Lane acquired structure training
 - Took part in a mental health documentary for Wingspan Productions called "*Bridge to the Other Side*"
-
-



Iona-McGregor Fire District Executive Report

Fire Training/Special Operations:

- PFF Thomson and PFF Schawalder successfully completed their Module 3 written and practical tests. They will take their final module test in March.
- All members participated in a USAR/TRT Awareness course instructed by Lt. Martin and D.C. Wisdom. Subjects covered included what was expected of the first arriving unit, SOG review, and equipment review of Squad 73, USAR apparatus, and surrounding agencies. Rope Ops, Confined Space Ops, Trench Rescue, Structural Collapse, VMR, and Swift Water Rescue were covered.
- This month's dive training is focused on diving from M70 in the Gulf of Mexico. Dive Team Leaders are guiding their shifts through compass navigation.
- FF Dillaha successfully completed his Acting Engineer Evaluation

EMS, Health and Safety:

- January is Firefighter Cancer Awareness Month
 - Post-Incident Decon SOG approved. Training this month.
 - Safety Committee Meeting held 1-11-22
-



Previous Month ▾

Dec 1, 2021 - Dec 31, 2021 ▾

44%

FIRE
Percentage of Total Incidents

56%


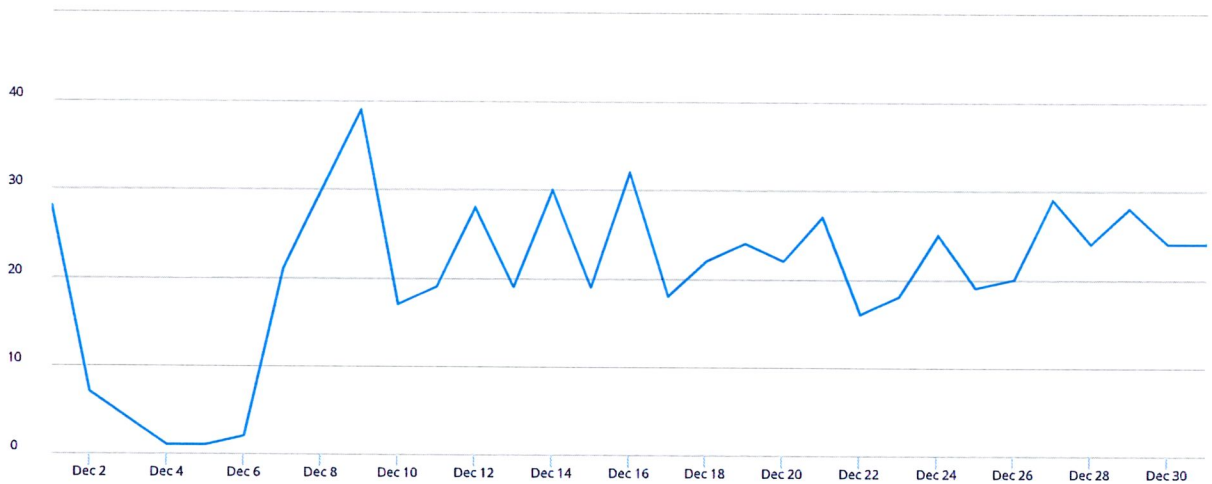
EMS
Percentage of Total Incidents

633

INCIDENTS
In Selected Time Slice

31

DAYS
In Selected Time Slice



Counts

% Rows

% Columns

% All

Week Ending	12/5/21	12/12/21	12/19/21	12/26/21	1/2/22	1/9/22	1/16/22	1/23/22	1/30/22	2/6/22	2/13/22	2/20/22	2/27/22	Total
(10) Fire, other		1												1
(11) Structure Fire		2	1											3
(13) Mobile property (vehicle) fire		2		1										3
(14) Natural vegetation fire				1										1
(15) Outside rubbish fire		1												1
(25) Excessive heat, scorch burns with no ignition		1												1
(30) Rescue, emergency medical call (EMS), other	2	5	2	6	8									23
(31) Medical assist	3	11	22	14	13									63
(32) Emergency medical service (EMS) incident	16	74	72	56	50									268
(33) Lock-In					1									1
(34) Search for lost person				1										1
(35) Extrication, rescue		2			1									3
(41) Combustible/f.. spills & leaks			2		1									3
(44) Electrical wiring/equipm. problem			1	7	2									10
(46) Accident, potential accident		1												1

Week Ending	12/5/21	12/12/21	12/19/21	12/26/21	1/2/22	1/9/22	1/16/22	1/23/22	1/30/22	2/6/22	2/13/22	2/20/22	2/27/22	Total
(48) Attempted burning, illegal action				1										1
(50) Service call, other			1	1										2
(52) Water problem		1		1	1									3
(55) Public service assistance	4	19	23	22	10									78
(56) Unauthorized burning				1										1
(61) Dispatched and canceled en route	10	32	29	28	39									138
(62) Wrong location, no emergency found	1													1
(63) Controlled burning			1											1
(65) Steam, other gas mistaken for smoke					2									2
(67) HazMat release investigation w/no HazMat				1										1
(70) False alarm and false call, other			2											2
(71) Malicious, mischievous false alarm		1												1
(73) System or detector malfunction		1	5											6
(74) Unintentional system/detect... operation (no fire)	1	1	3	3										8
(90) Special type of incident, other					1									1
(91) Citizen complaint		1		1										2
UNK				1										1
UNK				1										1
Total	37	156	164	147	129									633



IAFF Local 1826

Southwest Florida Professional Fire Fighters & Paramedics District 7 Monthly Report

Meeting Date: 01/19/2022

General Information Update:

DVP Wright has nothing to report.



IAFF Local 1826

Southwest Florida Professional Fire Fighters & Paramedics District 25 Monthly Report

Meeting Date: 01/19/2022

General Information Update:

Nothing to report -

DVP Mascarelli