

Iona McGregor Fire District Board of Fire Commissioners Agenda
December 15, 2021
6:00 PM

Meeting call to order

Roll Call of Commissioners

Opening Prayer and Pledge of Allegiance

Amendments to the Meeting Agenda

Public Input on Business Agenda Items

Public Recognition

Business Agenda Items (Agenda Items Requiring Action)

- 1) Meeting Minutes – November 17, 2021
- 2) Financial Report – November 2021
- 3) Capital Assets
- 4) Executive Report
- 5) Attorney Report
- 6) DVP Reports – Districts 7 & 25

Public Input on Non-Business Agenda Items

Commissioner Comments

Adjournment

Iona McGregor Fire District Board of Fire Commissioners
November 17, 2021
6:00 PM

Meeting called to order at 6:00 pm.

Roll Call of Commissioners – Present Commissioners Andersen, Barbosa, Langford, Louwers, and Walker

Opening Prayer and Pledge of Allegiance observed

Amendments to the Meeting Agenda –

Chief Howard noted an addition to financial report was distributed prior to meeting for clarification purposes, and the addition of 2014 Ford Escape to the surplus listing.

Public Input on Business Agenda Items – none

Public Recognition – none

Business Agenda Items (Agenda Items Requiring Action)

1) Meeting Minutes – September 15th Tentative & September 22nd Final Millage & Budget Hearing, and September 15, 2021 monthly meeting – no October 2021 meeting
Motion (5818) to approve minutes of September 15th Tentative Budget and Regular meeting as well as Final Millage and Budget hearing made by Commissioner Barbosa, second Commissioner Langford... carried.

2) Financial Report – September 2021, October 2021
CFO Winzenread described corrected September packet, noting additional accounts on Balance Sheet recognizing year end and representing close to audit figures. Commissioner Walker questioned Bank United interest? CFO indicated current rate is attractive; however, if given another bank for comparison, he would entertain. Following discussion, **motion** (5819) to approve September and October 2021 financial reports as amended was made by Commissioner Langford with a second from Commissioner Barbosa... carried.

3) Surplus Items
Chief reiterated that the 2014 Ford Escape has been added. Commissioner Louwers asked if we could donate to local school before putting out for bid. Commissioner Langford asked if Commissioner Louwers' has a place that he knows of. Fort Myers High Tech always looking for, stated Commissioner Louwers. Commissioner Andersen informed he was good with donating locally. Following discussion, a **motion** (5820) to deem the 2010 Sutphen Pumper and authorize Chief to dispose of in accordance with FS 274.06 offered by Commissioner Louwers, second Commissioner Langford... carried.

Commissioner Louwers made **motion** (5821) to deem 2014 Ford Escape as surplus and be offered to Lee County Vo-tech School, Commissioner Andersen seconds... carries.

4) 2022 Meeting Dates
Proposed 2022 meeting dates were provided prior to meeting. **Motion** (5822) to approve 2022 dates as presented, January 19th, February 16th, March 16th, April 20th, May 18th, June 15th, July 20th, August 17th, September 21st, October 19th, November 16th, and December 14th made by Commissioner Andersen, seconded by Commissioner Louwers... carries.

Iona McGregor Fire District Board of Fire Commissioners

November 17, 2021

6:00 PM

5) Executive Report

Chief deferred to Assistant Chief Comer who introduced Executive Assistant Sarah Lavicka to the Board. He then added that included in report is the July through September Strategic Plan update. Chief Howard then introduced and welcomed Josh Wright as the new DVP for District 7. Commissioner Walker questioned goal 3 of the strategic plan report as to what it is. Assistant Chief Comer described the documentation necessary for the accreditation process; and gave a brief summary of the information and reporting. He added that site study visit is in December. Commissioner Walker asked for further information on the self-assessment. AC Comer addressed the intricate measuring components; and a sample of a performance indicator was shown. Chief then added that this was the quarterly report for the Strategic Plan which included information on the accreditation process. **Motion** (5823) to accept Executive Report made by Commissioner Barbosa, second Commissioner Andersen... carried.

6) Attorney Report

Mr. Pringle mentioned as a point of clarification on the surplus Ford Escape that Vo-tech is part of Lee County School District, and they can receive donations. He added that he continues to work on other items and is available for questions. Following address, a **motion** (5824) to accept the Attorney report was made by Commissioner Barbosa, second Commissioner Louwers... carried.

7) DVP Reports – Districts 7 & 25

There was no additional information from either DVP from submitted reports. Hearing no questions, a **motion** (5825) to accept DVP reports as presented was offered by Commissioner Barbosa, second from Commissioner Langford... carried.

Public Input on Non-Business Agenda Items – none

Commissioner Comments – Commissioner Louwers stated that it was nice the District received a house donation for us to have an opportunity to train with, and he would like to see others do same. He added that it was nice to see the news report on our training as well. Commissioner Andersen gave congratulations to all that have stepped into a new role and offered a welcome and congratulations to Executive Assistant Lavicka.

Adjournment

Motion to adjourn meeting made by Commissioner Walker with second from Commissioner Langford... carried.

Meeting adjourned at 6:32 pm.

Approved by: _____

Print Name: _____

IONA MCGREGOR FIRE PROTECTION AND RESCUE SERVICE DISTRICT
SUMMARY STATEMENT OF ACTIVITIES - GENERAL FUND
For The Twelve Months Ended September 30, 2021 (Unaudited)

Revenues	Amended	Actual	Variance	
	Budget		\$	%
Cash Carry Forward	\$ 10,076,867			
Ad valorem taxes	20,049,066	\$ 20,136,907	\$ 87,840	100.44%
Permits, Fees & Special Assessments	95,000	38,894	(56,106)	40.94%
Intergovernmental	59,760	166,606	106,846	278.79%
Charges for services	51,000	52,350	1,350	102.65%
Interest Check/Demand Accounts	50,000	64,470	14,470	128.94%
Miscellaneous	54,122	314,649	260,527	581.37%
Proceeds from debt	-	-	-	N/A
Total Revenues	20,358,948	20,773,876	414,928	102.04%

Total revenues and cash carry forward 30,435,815

Expenditures				
Personnel services				
Salaries	10,814,942	10,950,982	(136,040)	101.26%
Benefits	5,852,730	5,903,209	(50,479)	100.86%
Operating Expenditures				
Professional and contractual	848,093	726,191	121,902	85.63%
Travel	107,395	19,210	88,185	17.89%
Communications & freight	146,225	130,144	16,081	89.00%
Utilities, equipment rental, and insurance	282,478	262,950	19,528	93.09%
Repairs and maintenance	758,015	772,312	(14,297)	101.89%
Operational, small tools and equipment	427,225	395,603	31,622	92.60%
Fuel, supplies, and administrative	424,994	350,815	74,179	82.55%
Education and training	128,625	74,310	54,315	57.77%
Capital expenditures	1,427,000	1,421,500	5,500	99.61%
Debt service	100,045	100,045	0	100.00%
Total Expenditures	21,317,767	21,107,272	210,495	99.01%

Revenues over/(under) expenditures (958,819) \$ (333,396) \$ 625,423

Fund Balance/Cash Carry Forward 9,118,048

Total expenditures and reserves \$ 30,435,815

	SEPTEMBER	AUGUST
Cash Balances		
BankUnited - Operating	\$ 1,030,586	\$ 969,440
Petty Cash	-	-
	<u>1,030,586</u>	<u>969,440</u>
Investments		
General - SBA - Fund A	1,929,748	1,929,609
BankUnited Money Market	7,744,675	9,592,111
	<u>9,674,423</u>	<u>11,521,720</u>
Total Cash and Investments	<u>\$ 10,705,009</u>	<u>\$ 12,491,160</u>

Submitted for approval on November 17, 2021

Approved By: _____

(Signature)

IONA MCGREGOR FIRE PROTECTION AND RESCUE SERVICE DISTRICT
SUMMARY STATEMENT OF ACTIVITIES - GENERAL FUND
For the Month Ended October 31, 2021 (Unaudited)

Revenues	Amended	Actual	Variance	
	Budget		\$	%
Cash Carry Forward	\$ 10,211,193			
Ad valorem taxes	22,212,377	\$ -	\$ (22,212,377)	0.00%
Permits, Fees & Special Assessments	50,000	-	(50,000)	0.00%
Intergovernmental	67,960	-	(67,960)	0.00%
Charges for services	51,000	19,387	(31,613)	38.01%
Interest Check/Demand Accounts	54,000	1,677	(52,323)	3.11%
Miscellaneous	214,804	9,826	(204,978)	4.57%
Proceeds from debt	-	-	-	N/A
Total Revenues	22,650,141	30,890	(22,619,251)	0.14%

Total revenues and cash carry forward 32,861,334

Expenditures				
Personnel services				
Salaries	11,775,174	761,069	11,014,105	6.46%
Benefits	6,630,506	342,499	6,288,007	5.17%
Operating Expenditures				
Professional and contractual	844,455	51,028	793,427	6.04%
Travel	110,135	2,044	108,091	1.86%
Communications & freight	116,050	6,817	109,233	5.87%
Utilities, equipment rental, and insurance	289,131	62,243	226,888	21.53%
Repairs and maintenance	551,665	39,779	511,886	7.21%
Operational, small tools and equipment	470,060	11,102	458,958	2.36%
Fuel, supplies, and administrative	410,343	26,175	384,168	6.38%
Education and training	141,160	182	140,978	0.13%
Capital expenditures	249,600	-	249,600	0.00%
Debt service	75,034	-	75,034	0.00%
Total Expenditures	21,663,313	1,302,938	20,360,375	6.01%

Revenues over/(under) expenditures 986,828 \$ (1,272,048) \$ (2,258,876)

Fund Balance/Cash Carry Forward 11,198,021

Total expenditures and reserves \$ 32,861,334

	OCTOBER	SEPTEMBER
Cash Balances		
BankUnited - Operating	\$ 1,123,597	\$ 1,030,586
Petty Cash	-	-
	<u>1,123,597</u>	<u>1,030,586</u>
Investments		
General - SBA - Fund A	1,929,902	1,929,748
BankUnited Money Market	5,996,198	7,744,675
	<u>7,926,100</u>	<u>9,674,423</u>
Total Cash and Investments	<u>\$ 9,049,697</u>	<u>\$ 10,705,009</u>

Submitted for approval on November 17, 2021

Approved By: 
 (Signature)



Iona-McGregor Fire District Executive Report

Executive Summary/ November 2021:

GENERAL:

- Please see the July-September quarterly update for the Strategic Plan attached.
- The Executive Assistant to the Fire Chief position was filled. We would like to introduce and welcome Sarah Lavicka. Cynthia will be working with Sarah over the next several commission meetings to transfer those responsibilities related to commission meeting agenda/minutes.
- As of November 1st, the following personnel assumed new roles:
 - Deputy Chief of Operations-Khalid Aquil
 - Deputy Chief of Administration/Accreditation-Joel Guzman
 - Division Chief of Fire Training and Special Operations-John Wisdom
 - Division Chief of EMS/Health & Safety-Diana Hernden
 - Division Chief of Logistics-Brian Crisman
- The Technical Advisor Program (TAP) personnel will be here December 7th-9th for their site study/visit. After their visit, they will produce a report of suggestions we will need to address prior to finalizing accreditation efforts.

OPERATIONS:

- Our Lieutenant promotional process concluded, and 2 new officers have been promoted (Lt. Fischer and Lt. Gonzalez). Additionally, 3 firefighters have been promoted to Engineer (Eng. Raden, Eng. Duval, and Eng. Dingle).
- We are working on a Battalion Chief process with the retirement of BC Ashman
 - BC Palijan has been temporarily assigned to A-shift
- Our probationary firefighters are adjusting well with just about 3 months of time at IMFD. We look forward to their continued progress.
- We had a MERT incident during the Roar Offshore races allowing some of our personnel to positively intervene. (DC Wisdom can share more).
- TRT members had a unique training opportunity at Shell Point to work on rope rescue methods, and we look forward to more similar training opportunities there.
- A few of our members attended training in Ft. Lauderdale in late September; and some of our personnel attended the Women in Fire Conference in Washington (DC Hernden can share more).
- We have less than 1 month remaining in hurricane season, but remain alert for late season storms.
- With Fall here, we anticipate our seasonal increase in call volume, however, there has already been a notable increase in out of state visitors during the summer months.

Logistics

- Logistics has met with Finance to go over the budget and PO processes.
- Fuel Master has completed their installation of the hardware and software. We are close to fully uploading the information needed to go online with the fueling system.
- Contacted SFEV to transition schedule needed repairs for apparatus
- Had SFEV complete repairs to T74 correcting power issue with aerial bucket.
- E79 is having the starter rebuilt.
- E75, E72 general repairs have been completed.
- Replaced 2 broken dishwashers for stations (73&74)
- Station Painting has been completed; Final walk around is schedule for this week.

Prevention/Pub Ed:

Date: September & October 2021

INSPECTION VOLUME:	341
VIOLATIONS CLEARED: past year to date	30
CPR / AED CLASSES:	6
CHILD PASSENGER SAFETY:	0
PUBLIC EDU. EVENT(S):	22
EAP PRESENTATIONS:	0
FIRE INVESTIGATIONS:	0

Supervisor's Summary:

- Finalized new 6-story, 195,000ft² medical facility @ Shell Point. Prevention personnel conducted in-building communication testing and Operations crews rotated through all three shifts familiarizing themselves with the structure.
- Also tested & finalized new in-building communications systems throughout Healthpark Hospital & Golisano Children's Hospital.
- 7 fire flow tests for upcoming new construction projects
- Inspector Cooper joined division full-time September 17th
- Great coverage provided by Megan and multiple news outlets for underground fire main break at Harbour Isles (sinking car)
- Fire Prevention Month visits allowed us to reach 1,543 children
- Collaborated with Lee County Sheriff's Office for Golisano Children's Hospital Event
- Hosted Blood Drive for Lee Health

Fire Training/Special Operations:

- Marine 70 at Roar Offshore Races with MERT group over 2 days (1 for tuning runs, 1 race day). A-Shift had a fantastic response to a medical emergency for one of the boat operators. Multiple overturned boats during race day that were mitigated by MERT group.
- Monthly (October) TRT Training occurred at A-Budget towing covering VMR with neighboring departments
- Squad 73 completed rope operations from new Larsen Medical Facility at Shell Point
- FL-TF6 members were recognized by the USAR Board of Directors for their deployment to Surfside
- Over 80 members rotated through the EVOC course at Word of Life Church over 3 days
- Acquired structure training on November 8th, 2021. A-shift rotated crews through home in Town and River primarily focused on search operations
- Monthly (November) TRT Training has begun. TRT members from IMFD, and local departments are rotating through Station 73 to drill on use of torch, various tools, and techniques for non-traditional rescue situations
- Members are currently participating in live fire training at BSFD Station 24 with the Co-op. Two members are serving as instructors and several crews are rotating through multiple live burn scenarios.
- Monthly dive training began this week covering SCUBA skills for all Dive Team members
- Module 1 evaluations began this week for 10 probationary employees hired in August.

EMS, Health and Safety

- 6 newly credentialed paramedics
- 2 paramedics in the credentialing process
- Flu and COVID-19 vaccines and boosters administered by DOH last week



Previous Month ▾

Oct 1, 2021 - Oct 31, 2021 ▾

47%

FIRE

Percentage of Total Incidents

53%

EMS

Percentage of Total Incidents

715


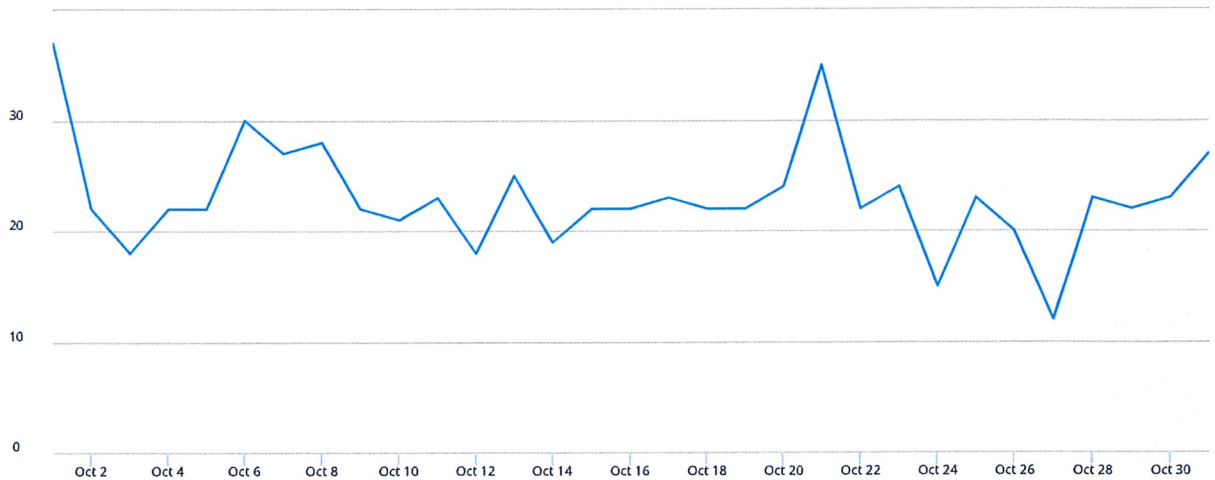
INCIDENTS

In Selected Time Slice

31

DAYS

In Selected Time Slice



Counts

% Rows

% Columns

% All

Week Ending	10/3/21	10/10/21	10/17/21	10/24/21	10/31/21	11/7/21	11/14/21	11/21/21	11/28/21	12/5/21	12/12/21	12/19/21	12/26/21	Total
(11) Structure Fire		1		1										2
(12) Fire in mobile property used as a fixed structure					1									1
(13) Mobile property (vehicle) fire				1										1
(30) Rescue, emergency medical call (EMS), other	2	4	6	4	4									20
(31) Medical assist	19	15	18	18	21									91
(32) Emergency medical service (EMS) incident	19	76	50	62	58									265
(35) Extrication, rescue	3	2	1											6
(40) Flammable gas or liquid condition, other			1											1
(41) Combustible/f.. spills & leaks		1		1										2
(42) Chemical release, reaction, or toxic condition				1										1
(44) Electrical wiring/equipm. problem		1	1		2									4
(46) Accident, potential accident		1												1
(50) Service call, other					1									1
(51) Person in distress					1									1

Week Ending	10/3/21	10/10/21	10/17/21	10/24/21	10/31/21	11/7/21	11/14/21	11/21/21	11/28/21	12/5/21	12/12/21	12/19/21	12/26/21	Total
(52) Water problem	1		1											2
(54) Animal problem or rescue		1												1
(55) Public service assistance	8	15	14	15	22									74
(57) Cover assignment, standby at fire station, move-up			1											1
(60) Good intent call, other			1											1
(61) Dispatched and canceled en route	19	37	50	40	30									176
(62) Wrong location, no emergency found				3										3
(65) Steam, other gas mistaken for smoke					1									1
(66) EMS call where party has been transported		2												2
(70) False alarm and false call, other			1	1	1									3
(71) Malicious, mischievous false alarm		1												1
(73) System or detector malfunction	3	9	1	4	3									20
(74) Unintentional system/detect... operation (no fire)	3	6	6	7	5									27
NULL				6										6
Total	77	172	152	164	150									715

Iona McGregor Fire District
Financial Report
12/15/2021

<u>Included Reports (unaudited)</u>	<u>Page(s)</u>
Financial Report Notes	1
Balance Sheet as of November 30, 2021	2
Summary Statement of Activities – General Fund	3
Detailed Statement of Activities – General Fund	4-5
Ad Valorem Tax Analysis	6
Check Register – Month of November 2021	7-8

**IONA MCGREGOR FIRE PROTECTION AND RESCUE SERVICE DISTRICT
FINANCIAL REPORT NOTES
BALANCE SHEET AND STATEMENTS OF REVENUES AND EXPENDITURES
(UNAUDITED)**

For the Two Months Ended November 30, 2021

Notable items on the Balance Sheet:

Cash and Investments

The rates of return on surplus funds for the month of November are as follows:

- 0.10% - SBA (Florida PRIME Local Government Investment Pool)
- 0.25% - BankUnited

Liabilities

Liabilities totaling \$42,107 consist of trade accounts payable and amounts withheld from employees' pay for retirement, insurance and other voluntary payroll deductions.

Notable items on the Statements of Revenues and Expenditures:

Revenues

- Received approximately \$6.8 million in ad valorem tax revenues during the month of November representing almost 30% of the annual budgeted total.
- Inspection fees totaled \$1,585 for the month of November.
- Interest on invested surplus funds totaled \$1,302 for the month of November.

Expenditures

- Paid Guardian Fuel Technologies for completion of fuel system upgrades - \$59,780
- 1st quarterly debt service payment for apparatus capital lease (2 engines) - \$25,011
- Paid annual subscription for new document management system software - \$8,876
- Paid annual subscription renewal for inspection software - \$9,621

Total expenditures reflect 13.66% of budget and are within expected ranges.

IONA MCGREGOR FIRE DISTRICT (IMF)

ASSETS

CASH

Operating Account - BankUnited	\$	7,385,020.70	
Total CASH:			7,385,020.70

INVESTMENTS

Investments - SBA		1,930,065.06	
Money Market - BankUnited		4,497,337.30	

Total INVESTMENTS:			6,427,402.36
---------------------------	--	--	--------------

Total ASSETS:		\$	13,812,423.06
----------------------	--	----	---------------

LIABILITIES

LIABILITIES AND OTHER CREDITS

Accounts Payable		3,035.01	
Total LIABILITIES AND OTHER CREDITS:			3,035.01

ACCRUED EXPENSES

Accrued Expenditures		13,908.00	
FRS - Employee Contribution - ADMIN		4,847.26	
FRS - Employee Contribution - OPS		19,772.12	
Employee Garnishment		467.40	
Voluntary Life Insurance - Principal Group		77.19	

Total ACCRUED EXPENSES:			39,071.97
--------------------------------	--	--	-----------

Total LIABILITIES:			42,106.98
---------------------------	--	--	-----------

EQUITY

Prior Year Revenues Over/(Under) Expenditures		(333,396.00)	
Retained Earnings-Current Year		3,584,992.03	
Fund Balance		10,518,720.05	

Total EQUITY:			13,770,316.08
----------------------	--	--	---------------

Total LIABILITIES & EQUITY:		\$	13,812,423.06
--	--	----	---------------

IONA MCGREGOR FIRE PROTECTION AND RESCUE SERVICE DISTRICT
SUMMARY STATEMENT OF ACTIVITIES - GENERAL FUND
For the Two Months Ended November 30, 2021 (Unaudited)

Revenues	Amended Budget	Actual	Variance	
			\$	%
Cash Carry Forward	\$ 10,211,193			
Ad valorem taxes	22,212,377	\$ 6,511,244	\$ (15,701,133)	29.31%
Permits, Fees & Special Assessments	50,000	-	(50,000)	0.00%
Intergovernmental	67,960	-	(67,960)	0.00%
Charges for services	51,000	20,972	(30,028)	41.12%
Interest Check/Demand Accounts	54,000	2,979	(51,021)	5.52%
Miscellaneous	214,804	9,826	(204,978)	4.57%
Proceeds from debt	-	-	-	N/A
Total Revenues	22,650,141	6,545,021	(16,105,120)	28.90%
Total revenues and cash carry forward	<u>32,861,334</u>			
Expenditures				
Personnel services				
Salaries	11,775,174	1,643,457	10,131,717	13.96%
Benefits	6,630,506	854,583	5,775,923	12.89%
Operating Expenditures				
Professional and contractual	844,455	200,569	643,886	23.75%
Travel	110,135	6,065	104,070	5.51%
Communications & freight	116,050	13,400	102,650	11.55%
Utilities, equipment rental, and insurance	289,131	80,964	208,167	28.00%
Repairs and maintenance	551,665	57,437	494,228	10.41%
Operational, small tools and equipment	470,060	14,491	455,569	3.08%
Fuel, supplies, and administrative	410,343	60,749	349,594	14.80%
Education and training	141,160	3,303	137,857	2.34%
Capital expenditures	249,600	-	249,600	0.00%
Debt service	<u>75,034</u>	<u>25,011</u>	<u>50,023</u>	33.33%
Total Expenditures	21,663,313	2,960,030	18,703,283	13.66%
Revenues over/(under) expenditures	<u>986,828</u>	<u>\$ 3,584,992</u>	<u>\$ 2,598,164</u>	
Fund Balance/Cash Carry Forward	<u>11,198,021</u>			
Total expenditures and reserves	<u>\$ 32,861,334</u>			
		NOVEMBER	OCTOBER	
Cash Balances				
BankUnited - Operating		\$ 7,385,021	\$ 1,123,597	
Petty Cash		-	-	
		<u>7,385,021</u>	<u>1,123,597</u>	
Investments				
General - SBA - Fund A		1,930,065	1,929,902	
BankUnited Money Market		<u>4,497,337</u>	<u>5,996,198</u>	
		<u>6,427,402</u>	<u>7,926,100</u>	
Total Cash and Investments		<u>\$ 13,812,423</u>	<u>\$ 9,049,697</u>	

Submitted for approval on December 15, 2021

Approved By: _____
 (Signature)

IONA MCGREGOR FIRE PROTECTION AND RESCUE SERVICE DISTRICT
DETAILED STATEMENT OF ACTIVITIES - GENERAL FUND
For the Two Months Ended November 30, 2021 (Unaudited)

	Adopted		Variance	
	Budget	Actual	\$	%
Revenues				
Cash Carry Forward	\$ 10,211,193			
Ad Valorem Taxes	22,935,377	\$ 6,790,300	\$ (16,145,077)	29.61%
Excess fees	140,000	-	(140,000)	0.00%
Penalties	20,000	2,288	(17,712)	11.44%
Discounts	(837,000)	(273,021)	563,979	32.62%
Refunds Deducted	(50,000)	(8,519)	41,481	17.04%
Ad Valorem Taxes Prior Years	4,000	196	(3,804)	4.89%
Impact Fees	50,000	-	(50,000)	0.00%
FEMA Revenue	-	-	-	N/A
State Firefighter Supplemental	67,960	-	(67,960)	0.00%
Grant Revenue	-	-	-	N/A
Inspection Fees	50,000	20,372	(29,628)	40.74%
CPR - Books & Masks	1,000	600	(400)	60.00%
Interest Check/Demand Accounts	54,000	2,979	(51,021)	5.52%
Rents	34,804	8,875	(25,929)	25.50%
Sale of Equipment	175,000	-	(175,000)	0.00%
Contributions	5,000	-	(5,000)	0.00%
Miscellaneous	-	951	951	N/A
Proceeds from Debt	-	-	-	N/A
Total Revenues	22,650,141	6,545,021	(16,105,120)	28.90%
Total Revenues and Cash Carry Forward	32,861,334			
Expenditures				
Personnel Services				
Salaries - Commissioners	30,000	5,000	25,000	16.67%
Salaries - ADM	2,036,797	296,954	1,739,843	14.58%
Salaries - OPS	7,588,450	1,152,373	6,436,077	15.19%
Salaries - FLSA	594,229	90,470	503,759	15.22%
Salaries - Sick Pay - ADM	121,987	-	121,987	0.00%
Salaries - Sick Pay - OPS	275,218	4,977	270,241	1.81%
Salaries - Holiday Pay	128,711	17,347	111,364	13.48%
Salaries - Out of Class Pay	35,000	4,330	30,670	12.37%
Salaries - One Time Payouts - ADM	133,983	-	133,983	0.00%
Salaries - One Time Payouts - OPS	59,423	-	59,423	0.00%
Salaries - Clothing and Uniform Allowance	-	-	-	N/A
Salaries - Ins Deductible & Subsidy- ADM	3,240	487	2,753	15.03%
Salaries - Ins Deductible & Subsidy- OPS	39,703	6,135	33,568	15.45%
Salaries - Phone Allowance	16,000	2,438	13,563	15.23%
Salaries - ER H.S.A Contribution - ADM	53,500	188	53,313	0.35%
Salaries - ER H.S.A. Contribution - OPS	247,500	500	247,000	0.20%
Salaries - Overtime Staffing - ADM	4,225	-	4,225	0.00%
Salaries - Overtime Staffing - OPS	293,039	46,650	246,389	15.92%
Salaries - Overtime Training - OPS	46,209	5,090	41,119	11.01%
Salaries - Overtime USAR/Strike Teams - ADM	-	-	-	N/A
Salaries - Overtime USAR/Strike Teams - OPS	-	-	-	N/A
Salaries - State Education ADM	18,640	2,960	15,680	15.88%
Salaries - State Education OPS	49,320	7,560	41,760	15.33%
Social Security Taxes - ADM/Commissioners	125,699	14,380	111,319	11.44%
Social Security Taxes - OPS	554,074	76,803	477,271	13.86%
Medicare Taxes - ADM/Commissioners	32,559	4,352	28,207	13.37%
Medicare Taxes - OPS	130,406	18,751	111,655	14.38%
Retirement - ADM	402,907	27,763	375,144	6.89%
Retirement - OPS	2,250,510	160,217	2,090,293	7.12%
Veba Plan Contribution - ADM	105,551	-	105,551	0.00%
Veba Plan Contribution - OPS	451,488	-	451,488	0.00%
Health Insurance - ADM	836,092	135,669	700,423	16.23%
Health Insurance - OPS	1,616,343	274,978	1,341,365	17.01%
Health Insurance - Admin Contribution	(20,174)	(5,488)	(14,686)	27.20%
Health Insurance - OPS Contribution	(94,167)	(25,232)	(68,935)	26.79%
Health Insurance - Retiree Contribution	(510,935)	(76,631)	(434,304)	15.00%
Employee Insurance - Other - ADM	99,229	24,434	74,795	24.62%
Employee Insurance - Other - OPS	282,349	74,150	208,199	26.26%
Workers Compensation Insurance - ADM	47,130	19,557	27,573	41.50%
Workers Compensation Insurance - OPS	321,445	130,880	190,565	40.72%
Total Personnel Services	18,405,680	2,498,040	15,907,640	13.57%

IONA MCGREGOR FIRE PROTECTION AND RESCUE SERVICE DISTRICT
DETAILED STATEMENT OF ACTIVITIES - GENERAL FUND
For the Two Months Ended November 30, 2021 (Unaudited)

	Adopted		Variance	
	Budget	Actual	\$	%
Operating Expenditures				
Legal	50,000	-	50,000	0.00%
Computer Support Services	36,200	5,040	31,160	13.92%
Other Professional	81,550	18,907	62,643	23.18%
Audit and Accounting	36,000	1,000	35,000	2.78%
Tax Collector's Commission	448,000	131,645	316,355	29.39%
Property Appraiser's Commission	140,633	35,168	105,465	25.01%
Custodial & Janitorial Services	37,600	8,492	29,108	22.59%
Other Services - MVR Review	14,472	316	14,156	2.18%
Travel and Per Diem	110,135	6,065	104,070	5.51%
Telephones	58,000	9,533	48,467	16.44%
Wireless User Fee	55,950	3,588	52,362	6.41%
Freight & Postage	2,100	279	1,821	13.29%
Water	13,065	856	12,209	6.55%
Electricity	58,650	5,606	53,044	9.56%
Cable Television	3,910	630	3,280	16.11%
Garbage	13,800	1,890	11,910	13.69%
Propane	7,225	290	6,935	4.01%
Equipment Rentals & Leases	47,481	7,381	40,100	15.54%
Insurance	145,000	64,311	80,689	44.35%
Equipment Maintenance	112,100	19,515	92,585	17.41%
Building Maintenance	261,973	18,932	243,041	7.23%
Vehicle Maintenance	177,592	18,990	158,602	10.69%
Promotional Activities	31,500	3,543	27,957	11.25%
Promotional Activities - ADM	5,000	-	5,000	0.00%
Small Tools & Equipment	179,050	4,160	174,890	2.32%
Turnout Gear	116,910	2,503	114,407	2.14%
Annual Medical Exams/Wellness	50,000	65	49,935	0.13%
Legal Advertising	2,000	-	2,000	0.00%
Hiring Costs	30,000	160	29,840	0.53%
Uniforms	47,600	3,673	43,927	7.72%
Office Supplies	8,000	387	7,613	4.84%
Fuel	65,000	11,753	53,247	18.08%
Janitorial Supplies	27,600	3,199	24,401	11.59%
Medical Supplies	62,500	4,906	57,594	7.85%
Other Operating Supplies	53,640	3,121	50,519	5.82%
Memberships, Publications & Subscriptions	201,603	37,769	163,834	18.73%
Educational Reimbursement	41,800	837	40,963	2.00%
Training	99,360	2,466	96,894	2.48%
Total Operating	2,932,999	436,978	2,496,021	14.90%
Capital Outlay				
Buildings	-	-	-	N/A
Equipment	44,600	-	44,600	0.00%
Vehicles	205,000	-	205,000	0.00%
Total Capital Outlay	249,600	-	249,600	0.00%
Debt Service				
Principal	74,386	24,688	49,698	33.19%
Interest	648	324	324	49.94%
Total Debt Service	75,034	25,011	50,023	33.33%
Total Expenditures	21,663,313	2,960,030	18,703,283	13.66%
Revenues over Expenditures		\$ 3,584,992		
Reserves				
Assigned:				
Operating Expenditures Oct - Dec	5,281,000			
Hurricane/Disaster	2,641,000			
Capital (Facilities, Apparatus, Equipment)	3,267,021			
Health Insurance (Level Funding Reserve)	-			
Unassigned:				
General Operating	9,000			
Total Reserves	11,198,021			
Total Expenditures and Reserves	\$ 32,861,334			

Date Received	Taxes	Interest	Discounts	Commissions	Other *	Net Amount Remitted by the Tax Collector
11/15/2021	\$ 494,270.47	\$ -	\$ 21,258.38	\$ 10,718.61	\$ 417.89	\$ 462,711.37
11/30/2021	6,296,029.56	-	251,762.80	120,926.66	(6,452.89)	5,916,887.21
	-	-	-	-	-	-
	-	-	-	-	-	-
	-	-	-	-	-	-
	-	-	-	-	-	-
	-	-	-	-	-	-
	-	-	-	-	-	-
	-	-	-	-	-	-
	-	-	-	-	-	-
	-	-	-	-	-	-
	-	-	-	-	-	-
	-	-	-	-	-	-
	-	-	-	-	-	-
	-	-	-	-	-	-
	<u>\$ 6,790,300.03</u>	<u>\$ -</u>	<u>\$ 273,021.18</u>	<u>\$ 131,645.27</u>	<u>\$ (6,035.00)</u>	<u>\$ 6,379,598.58</u>

* Note - The "other" column includes prior year taxes, penalties, refunds, corrections, interest and other costs.

CURRENT AND LAST 5 FISCAL YEARS COLLECTION ANALYSIS
As of November 30, of each year

Fiscal Year		Revenue	Discounts	Commissions
2022				
	Budget	22,909,377	837,000	448,000
	Actual	6,784,265	273,021	131,645
		29.61%	32.62%	29.39%
2021				
	Budget	20,664,066	755,000	404,000
	Actual	5,231,021	211,347	101,958
		25.31%	27.99%	25.24%
2020				
	Budget	20,485,690	742,500	400,500
	Actual	5,441,258	219,443	105,782
		26.56%	29.55%	26.41%
2019				
	Budget	20,352,023	732,000	395,000
	Actual	5,134,047	207,099	99,810
		25.23%	28.29%	25.27%
2018				
	Budget	19,193,971	690,000	383,000
	Actual	5,460,697	221,820	106,892
		28.45%	32.15%	27.91%
2017				
	Budget	18,354,838	645,000	359,000
	Actual	4,107,587	166,528	80,335
		22.38%	25.82%	22.38%

Check History Report
Sorted By Check Number
Activity From: 11/1/2021 to 11/30/2021

IONA MCGREGOR FIRE DISTRICT (IMF)

Bank Code: B BANKUNITED - OPERATING

Check Number	Check Date	Vendor Number	Name	Check Amount	Check Type
021306	11/9/2021	AAAPM	A.A.A. PROPERTY MAINTENANCE INC	1,645.00	Auto
021307	11/9/2021	BENNETT	BENNETT FIRE PRODUCTS CO, INC	881.82	Auto
021308	11/9/2021	BOUND	BOUND TREE MEDICAL, LLC	401.25	Auto
021309	11/9/2021	CRS	CRS TECHNOLOGY	2,400.00	Auto
021310	11/9/2021	GRAINGE	GRAINGER	188.96	Auto
021311	11/9/2021	GRALEY	GRALEY MECHANICAL, INC.	150.00	Auto
021312	11/9/2021	GUARD	GUARDIAN FUELING TECHNOLOGIES LLC	59,780.22	Auto
021313	11/9/2021	LA MURA	GUISEPPI LA MURA	920.52	Auto
021314	11/9/2021	LCTC	LEE COUNTY TAX COLLECTOR	1,113.44	Auto
021315	11/9/2021	LMHS	LEE MEMORIAL HEALTH SYSTEM	65.00	Auto
021316	11/9/2021	LOWES	LOWE'S	77.58	Auto
021317	11/9/2021	MARINE	MARINEMAX	396.06	Auto
021318	11/9/2021	MES	MUNICIPAL EMERGENCY SVCS, INC.	162.84	Auto
021319	11/9/2021	NET@WK	NET AT WORK, INC.	3,345.00	Auto
021320	11/9/2021	NOEL	NOEL PAINTING OF THE USA, LLC	18,313.50	Auto
021321	11/9/2021	OFFPRID	OFFICE PRIDE COMMERCIAL CLEANING SVCS	1,084.04	Auto
021322	11/9/2021	ORLANDO	ORLANDO FIRE CONFERENCE	1,300.00	Auto
021323	11/9/2021	OVERHEA	OVERHEAD DOOR CO OF FORT MYERS	316.00	Auto
021324	11/9/2021	PGIT	PREFERRED GOVERNMENTAL INS TRUST	30,055.25	Auto
021325	11/9/2021	POWERDM	POWER DMS, INC.	8,876.17	Auto
021326	11/9/2021	RICOH	RICOH USA, INC.	51.40	Auto
021327	11/9/2021	RYAN	RYAN PETROLEUM	6,295.87	Auto
021328	11/9/2021	SOUTH	SOUTH FL EMERGENCY VEHICLES	586.82	Auto
021329	11/9/2021	SUMMIT	SUMMIT FIRE & SECURITY	349.00	Auto
021330	11/9/2021	TEN8	TEN-8 FIRE & SAFETY, LLC	342.56	Auto
021331	11/9/2021	TUSCAN	TUSCAN & COMPANY, PA	1,000.00	Auto
021332	11/9/2021	VFIS	VFIS	10,780.00	Auto
021333	11/19/2021	AAAPM	A.A.A. PROPERTY MAINTENANCE INC	1,645.00	Auto
021334	11/19/2021	AD	ADVANCED DISPOSAL-FT MYERS	944.82	Auto
021335	11/19/2021	AIRGAS	AIRGAS	254.38	Auto
021336	11/19/2021	ALLEN A	ADRIAN ALLEN	394.00	Auto
021337	11/19/2021	ARMCHEM	ARMCHEM INTERNATIONAL	608.00	Auto
021338	11/19/2021	CFPSE	CENTER FOR PUBLIC SAFETY EXCEL	7,500.00	Auto
021339	11/19/2021	CINTAS	CINTAS CORPORATION #294	107.62	Auto
021340	11/19/2021	CORPORA	CORPORATE BILLING, INC	1,142.34	Auto
021341	11/19/2021	CRYSTAL	CRYSTAL SPRINGS	29.43	Auto
021342	11/19/2021	D&DBUSH	D & D BUSH HOG SERVICES, INC.	300.00	Auto
021343	11/19/2021	FNG	FLORIDA NATURAL GAS	104.41	Auto
021344	11/19/2021	FPL8590	FL POWER & LIGHT CO.	497.03	Auto
021345	11/19/2021	FYRFYTR	FYR-FYTER, INC.	53.00	Auto
021346	11/19/2021	GAVINS	GAVIN'S ACE HARDWARE	89.99	Auto
021347	11/19/2021	GRAINGE	GRAINGER	43.62	Auto
021348	11/19/2021	GUZMANR	REBECCA GUZMAN	259.00	Auto
021349	11/19/2021	INSIGHT	INSIGHT PUBLIC SECTOR	111.31	Auto
021350	11/19/2021	LOWES	LOWE'S	471.76	Auto
021351	11/19/2021	MARCADI	MARCADIS SINGER, PA TRUST ACCOUNT	233.70	Auto
021351	11/19/2021	MARCADI	MARCADIS SINGER, PA TRUST ACCOUNT	233.70-	Reversal
021352	11/19/2021	MARCO	MARCO OFFICE SUPPLY, FURNITURE & PRINTING INC.	710.94	Auto
021353	11/19/2021	MPORTER	MICHAEL D PORTER	837.00	Auto
021354	11/19/2021	NAFECO	NAFECO	81.95	Auto
021355	11/19/2021	OFFICE	OFFICE DEPOT BUSINESS ACCOUNT	245.53	Auto
021356	11/19/2021	PGIT	PREFERRED GOVERNMENTAL INS TRUST	30,055.25	Auto
021357	11/19/2021	PRINGLE	RICHARD W. PRINGLE, P.A.	14,210.97	Auto
021358	11/19/2021	PURCHAS	PURCHASE POINT EQUIPMENT SUPPLY LLC	1,180.00	Auto

Check History Report
Sorted By Check Number
Activity From: 11/1/2021 to 11/30/2021

IONA MCGREGOR FIRE DISTRICT (IMF)

Bank Code: B BANKUNITED - OPERATING

Check Number	Check Date	Vendor Number	Name	Check Amount	Check Type
021359	11/19/2021	RICOH	RICOH USA, INC.	420.36	Auto
021360	11/19/2021	SAFEKID	SAFE KIDS WORLDWIDE	55.00	Auto
021361	11/19/2021	SKYLINE	SKYLINE OUTFITTERS LLC	384.00	Auto
021362	11/19/2021	SOUTH	SOUTH FL EMERGENCY VEHICLES	2,399.33	Auto
021363	11/19/2021	THOMPST	TYLER THOMPSON	322.80	Auto
021364	11/19/2021	TYLER	TYLER TECHNOLOGIES, INC.	9,621.00	Auto
021365	11/19/2021	ULINE	ULINE, INC	1,210.52	Auto
021366	11/19/2021	UPS	UNITED PARCEL SERVICE	21.57	Auto
021367	11/19/2021	VALVO	SUNSHINE LUBES LLC	93.48	Auto
021368	11/30/2021	BB&TGF	TRUIST GOVERNMENTAL FINANCE	25,011.21	Auto
021369	11/30/2021	BLANDON	DANIEL BLANDON	112.00	Auto
021370	11/30/2021	BOBDEAN	BOB DEAN SUPPLY, INC.	1,102.36	Auto
021371	11/30/2021	CALLAGH	CALLAGHAN TIRE ENTERPRISES INC	40.00	Auto
021372	11/30/2021	DARLEY	W.S. DARLEY & CO.	92.94	Auto
021373	11/30/2021	FILIPAN	DIANA HERNDEN	285.00	Auto
021374	11/30/2021	FPL0598	FL POWER & LIGHT CO.	1,505.27	Auto
021375	11/30/2021	FPL3327	FL POWER & LIGHT CO.	20.94	Auto
021376	11/30/2021	GRAINGE	GRAINGER	645.14	Auto
021377	11/30/2021	KEEGAN	ZACHARY KEEGAN	288.44	Auto
021378	11/30/2021	LOWES	LOWE'S	646.99	Auto
021379	11/30/2021	MACKAY	MARK MACKAY	90.00	Auto
021380	11/30/2021	MARCO	MARCO OFFICE SUPPLY, FURNITURE & PRINTING INC.	932.50	Auto
021381	11/30/2021	PRINCIP	PRINCIPAL LIFE INSURANCE CO	15,564.60	Auto
021382	11/30/2021	SHRMSW	SHRM SOUTHWEST FL	30.00	Auto
021383	11/30/2021	SOUTH	SOUTH FL EMERGENCY VEHICLES	6,452.77	Auto
021384	11/30/2021	STAND	STANDARD INSURANCE CO.	13,953.64	Auto
021385	11/30/2021	SWI	SAFEWARE INC	305.06	Auto
021386	11/30/2021	UPS	UNITED PARCEL SERVICE	65.80	Auto
W00681	11/1/2021	LOCUMS	LOCUMS DOC, INC	2,083.33	Wire Transfer
W00682	11/5/2021	BU9855	CARDMEMBER SERVICE	7,106.71	Wire Transfer
W00683	11/10/2021	CABLE1	COMCAST CABLEVISION	30.00	Wire Transfer
W00684	11/10/2021	CABLE2	COMCAST CABLEVISION	67.50	Wire Transfer
W00685	11/10/2021	CABLE3	COMCAST CABLEVISION	45.00	Wire Transfer
W00686	11/10/2021	CABLE4	COMCAST CABLEVISION	105.00	Wire Transfer
W00687	11/10/2021	UHC	UNITED HEALTHCARE INS. CO.	199,846.91	Wire Transfer
W00688	11/17/2021	CABLE5	COMCAST CABLEVISION	67.50	Wire Transfer
W00689	11/17/2021	T3	T3 COMMUNICATIONS, INC.	4,766.26	Wire Transfer
W00690	11/20/2021	ENTERPR	ENTERPRISE FM TRUST	3,139.86	Wire Transfer
W00691	11/21/2021	LCU	LEE COUNTY UTILITIES	946.05	Wire Transfer
W00692	11/21/2021	VERIZON	VERIZON	1,729.19	Wire Transfer
W00693	11/21/2021	MICROSO	MICROSOFT CORPORATION	1,215.60	Wire Transfer
W00694	11/27/2021	TECO	TECO	50.70	Wire Transfer
W00695	11/29/2021	COLLIFE	COLONIAL LIFE PREMIUM PROCESSING	3,982.38	Wire Transfer
Bank B Total:				519,610.36	
Report Total:				519,610.36	

**BOARD MEETING AGENDA ITEM SUMMARY****Board Meeting Date:** 12/15/2021**(Select All that Apply)****Decision Making Agenda Item****Discussion Purposes Only Agenda Item****Walk On Agenda Item****SUBJECT:**

Capital Assets

PERSON(S) MAKING SUBMITTAL OF AGENDA ITEM:

Chief Howard and CFO Winzenread

BACKGROUND/DETAIL OF AGENDA ITEM:

Changes made to the Department of Financial Services' (DFS) Rule 691-763, which became effective October 1, 2020, increased the threshold, now \$5,000, for capitalization of assets and implemented the change on a prospective basis. Since removing items with an original cost of less than \$5,000 from the capital asset/recorded property listing would create an "accounting loss" of approximately \$434,000, the District will continue to depreciate those items over their remaining useful lives.

The listing of recorded property required to be inventoried at least annually contains 569 items as of 9/30//2021. The inventory process requires a great deal of time and resources. The requested board action will allow the District to continue to use the capital asset listing for the purpose of inventory of recorded property and will reduce the burden of annual inventory process.

BUDGET IMPACT: Yes / No / Unknown – If Yes, how much? From where?

No

REQUESTED BOARD ACTION:

It is desired the Board adopt the items from the District's capital asset listing that have original costs of \$5,000 or more as the District's list of recorded property for the purpose of DFS Rule 691-73. It is also desired that the Board approve the removal of all items from the District's capital asset listing that have original cost of less than \$5,000 **and** are fully depreciated; and approve the removal of remaining items with an original cost of less than \$5,000 as they become fully depreciated.



Iona-McGregor Fire District Executive Report

Executive Summary/ December 2021:

GENERAL:

- TAP program representatives were here last week for their site visit. Staff worked with them over three days to review what has been done thus far in the Strategic Plan, Community Risk Assessment-Standard of Cover, and the Self-Assessment writings.
 - We will soon receive a written report with suggestions on things that should be addressed prior to moving forward with accreditation.

OPERATIONS:

- Our probationary hires from August just completed their 1st quarter and associated module competency testing.
- We have Battalion Chief and Engineer promotional processes planned for late January and early February, respectively.
- Lee County Sheriff Office has initiated renewed discussion and planning for active shooter training.
- Hurricane season has officially concluded and now we anticipate the start of our dry season.
- Seasonal population has just about peaked and is obvious throughout our district.
- We responded to multiple structure fires in November and our commitment to training is apparent.
- Through the work of DC Wisdom, we look forward to more acquired structure training opportunities.

Logistics:

- Station and Tower painting has been completed.
- Tower construction of new windowsills and protective coverings to top floor have been ongoing. Windows are now done, and roof is 90% complete.
- T74 bucket repair has been submitted to insurance. The insurance company has approved the repairs needed.
- We have moved forward with the FLIR thermal camera purchase for M70
- Apparatus are beginning to be sent to SFEV for their annual maintenance.
- Station office furniture replacement is ongoing. Should be finalized this week.
- Fuel system data input has begun.



Iona-McGregor Fire District Executive Report

Prevention/Pub Ed:

Date: November 2021

INSPECTION VOLUME:	378
VIOLATIONS CLEARED: past year to date	206
CPR / AED CLASSES:	0
CHILD PASSENGER SAFETY:	2
PUBLIC EDU. EVENT(S):	2
EAP PRESENTATIONS:	0
FIRE INVESTIGATIONS:	2

#

Supervisor's Summary:

- (6) fire flow tests for new projects
- (1) commercial structure fire origin & cause investigation
- (1) residential structure fire origin & cause investigation
- (9) new business permits signed off
- (50) turkeys dropped off @ the Gladiolus Food Pantry
- Pink Heals check presentation, (6) fire district's helped raise \$10,300
- Great media coverage on acquired structure training
- Christmas toy drive kicked off



Iona-McGregor Fire District Executive Report

Fire Training/Special Operations:

- Dive Team Members completed training this month covering dive skills and Rapid Diver drills
- Hazmat Techs participated in training with FMFD Hazmat covering different breathing air systems that can be used during entry into hazardous environments
- Squad 73 members from A and C shift conducted rope operations training off the Larsen Medical Facility at Shell Pointe
- TRT members participated in the Elf Rappel event at Golisano Children's Hospital along with LCSO SWAT
- Members attended the HROC Conference in Pensacola, FL. Training conducted at this conference focuses on high rise firefighting
- Several members attended a Live Fire Trainer Instructor class at the Fort Myers Fire Academy.
- Wrapped up 3 full days of training at an acquired structure in Zone 73. Members went through several stations covering skills focused on fire attack and ventilation
- 11 probationary firefighters completed their Module 1 testing which included a written and practical exam.

EMS, Health and Safety:

- EMT Module 1 testing completed with all showing improvement since orientation.
- January is Firefighter Cancer Awareness Month

Previous Month ▾

Nov 1, 2021 - Nov 30, 2021 ▾

41%

FIRE

Percentage of Total Incidents

59%

EMS

Percentage of Total Incidents

757

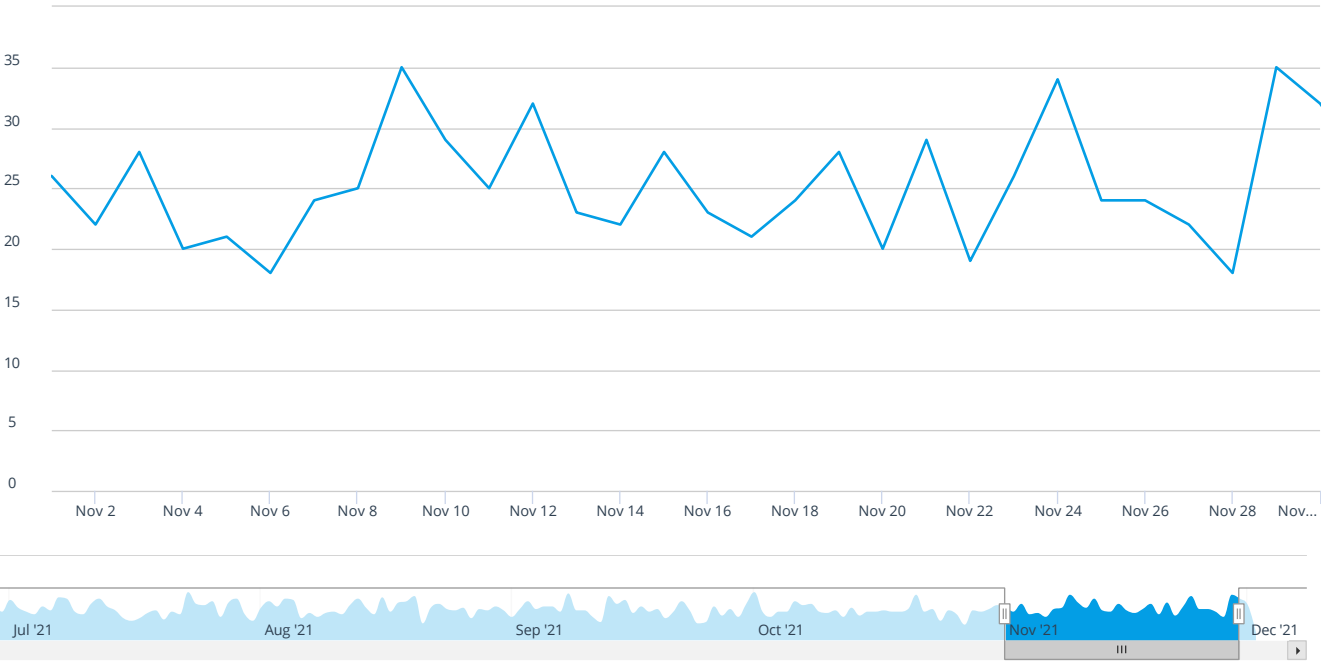
INCIDENTS

In Selected Time Slice

30

DAYS

In Selected Time Slice



Counts % Rows % Columns % All

Week Ending	11/7/21	11/14/21	11/21/21	11/28/21	12/5/21	12/12/21	12/19/21	12/26/21	1/2/22	1/9/22	1/16/22	1/23/22	1/30/22	Total
(10) Fire, other				2										2
(11) Structure Fire	1	1	3	2										7
(12) Fire in mobile property used as a fixed structure		1												1
(13) Mobile property (vehicle) fire				1										1
(14) Natural vegetation fire		1		1										2
(15) Outside rubbish fire	1	1	1	1										4
(16) Special outside fire		1												1
(30) Rescue, emergency medical call (EMS), other	7	11	2	4	2									26
(31) Medical assist	27	31	36	22	4									120
(32) Emergency medical service (EMS) incident	60	68	65	68	39									300
(35) Extrication, rescue				1										1
(42) Chemical release, reaction, or toxic condition	1													1
(44) Electrical wiring/equipm. problem	2		1	1										4
(46) Accident, potential accident	2													2
(50) Service call, other		1												1

Week Ending	11/7/21	11/14/21	11/21/21	11/28/21	12/5/21	12/12/21	12/19/21	12/26/21	1/2/22	1/9/22	1/16/22	1/23/22	1/30/22	Total
(51) Person in distress			2											2
(53) Smoke, odor problem				1										1
(55) Public service assistance	21	23	21	24	8									97
(57) Cover assignment, standby at fire station, move-up		1												1
(61) Dispatched and canceled en route	26	41	32	29	11									139
(62) Wrong location, no emergency found	1		1		1									3
(63) Controlled burning		1	1											2
(65) Steam, other gas mistaken for smoke			2	1										3
(70) False alarm and false call, other	1	1	2	3	1									8
(71) Malicious, mischievous false alarm		1												1
(73) System or detector malfunction	3	4	2	1										10
(74) Unintentional system/detect... operation (no fire)	6	3	2	5	1									17
Total	159	191	173	167	67									757



IAFF Local 1826

Southwest Florida Professional Fire Fighters & Paramedics District 7 Monthly Report

Meeting Date: 12/15/2021

General Information Update:

DVP Wright has nothing to report.



IAFF Local 1826

Southwest Florida Professional Fire Fighters & Paramedics District 25 Monthly Report

Meeting Date: 12/15/2021

General Information Update:

Nothing to report -

DVP Mascarelli