

Iona McGregor Fire District Board of Fire Commissioners Agenda
September 15, 2021
6:00 PM

Meeting call to order

Roll Call of Commissioners

Opening Prayer and Pledge of Allegiance

Amendments to the Meeting Agenda

Public Input on Business Agenda Items

Public Recognition

Business Agenda Items (Agenda Items Requiring Action)

- 1) Meeting Minutes – August 18, 2021
- 2) Financial Report – August 2021
- 3) Community Risk Assessment/Standards of Cover
- 4) Executive Report
- 5) Attorney Report
- 6) DVP Reports – Districts 7 & 25

Public Input on Non-Business Agenda Items

Commissioner Comments

Adjournment

Iona McGregor Fire District Board of Fire Commissioners
August 18, 2021
6:00 PM

Meeting called to order at 6:00 pm

Roll Call of Commissioners – Present are Commissioners Andersen, Barbosa, Langford, and Louwers. Commissioner Walker is absent, excused.

Opening Prayer and Pledge of Allegiance observed

Amendments to the Meeting Agenda – none

Public Input on Business Agenda Items – none

Public Recognition – none

Business Agenda Items (Agenda Items Requiring Action)

1) Meeting Minutes – July 21, 2021

Minutes were distributed prior to meeting. **Motion** (5802) to approve minutes as submitted made by Commissioner Barbosa, second Commissioner Langford... carried

2) Financial Report – July 2021

Financial Report was distributed prior to the meeting. **Motion** (5803) to approve Financial Report was made by Commissioner Andersen, second by Commissioner Louwers... carried.

3) Insurance Renewal

Chief had previously provided the 2021/2022 insurance renewal analysis for review and is seeking direction from the Board. The renewal information indicated several options, the option to renew the current plan realizes a 9.3% increase in premium while Alternate Plan 1 raises the stop loss (out of pocket maximum) by \$850.00 for family and increases the co-insurance from 10% to 20% with a 3.2% increase in premium cost. Following brief discussion, Board directed Chief to select renewal of the current plan for medical insurance.

4) Surplus

A thermal imaging camera, inventory ID 01020 is being submitted for surplus and disposal as it is no longer operable and out of service. **Motion** (5804) to deem the thermal imaging camera as surplus and authorize the Chief to dispose of in accordance with Florida Statute 274.06 made by Commissioner Louwers, second Commissioner Langford... carried.

5) Executive Report

Executive Report was previously submitted. Chief informed that he wished to make aware, identified replacement of staff vehicle next year, because of limited supply of vehicles have been advised to order vehicle in advance. If not appropriated through the budget, we can cancel the order. Chief Comer added that after speaking with Commissioner Walker, he is no longer needing the presentation as all of his questions were answered. Commissioner Andersen added that the quarterly reports will take over for the presentation. **Motion** (5805) to accept Executive Report made by Commissioner Langford, second Commissioner Andersen... carried.

Iona McGregor Fire District Board of Fire Commissioners
August 18, 2021
6:00 PM

6) Attorney Report

Attorney Pringle informed Board that he had nothing to add. **Motion** (5806) to accept attorney report was offered by Commissioner Andersen with second from Commissioner Barbosa... carried.

7) DVP Reports – Districts 7 & 25

Motion (5807) to accept DVP Reports as presented made by Commissioner Andersen, second Commissioner Langford ... carried.

Public Input on Non-Business Agenda Items – none

Commissioner Comments – Commissioner Langford spoke of an option given to vaccinated firefighters, not unvaccinated; and then it was pulled. Chief stated that he put an incentive out and it is still offered. Department of Health looks at the vaccinated and non-vaccinated persons differently with regards to quarantine. Chief Guzman detailed the Covid-19 contact determination from the department of health. Discussion followed. No Board action required.

Adjournment

Motion to adjourn made by Commissioner Langford, second Commissioner Andersen... carried.

Meeting adjourned at 6:59 pm

Approved by: _____

Print Name: _____

IONA MCGREGOR FIRE PROTECTION AND RESCUE SERVICE DISTRICT
SUMMARY STATEMENT OF ACTIVITIES - GENERAL FUND
For the Ten Months Ended July 31, 2021 (Unaudited)

	Amended		Variance	
Revenues	Budget	Actual	\$	%
Cash Carry Forward	\$ 10,076,867			
Ad valorem taxes	20,049,066	\$ 19,999,949	\$ (49,117)	99.76%
Permits, Fees & Special Assessments	95,000	35,438	(59,562)	37.30%
Intergovernmental	59,760	166,606	106,846	278.79%
Charges for services	51,000	47,578	(3,422)	93.29%
Interest Check/Demand Accounts	50,000	55,603	5,603	111.21%
Miscellaneous	54,122	292,810	238,688	541.02%
Proceeds from debt	-	-	-	N/A
Total Revenues	20,358,948	20,597,985	239,037	101.17%

Total revenues and cash carry forward	30,435,815
---------------------------------------	------------

Expenditures

Personnel services				
Salaries	10,814,942	8,670,071	2,144,871	80.17%
Benefits	5,852,730	4,728,956	1,123,774	80.80%
Operating Expenditures				
Professional and contractual	848,093	674,485	173,608	79.53%
Travel	107,395	11,812	95,583	11.00%
Communications & freight	146,225	80,065	66,160	54.75%
Utilities, equipment rental, and insurance	282,478	239,431	43,047	84.76%
Repairs and maintenance	758,015	556,345	201,670	73.40%
Operational, small tools and equipment	427,225	295,156	132,069	69.09%
Fuel, supplies, and administrative	424,994	305,480	119,514	71.88%
Education and training	128,625	58,176	70,449	45.23%
Capital expenditures	1,427,000	682,698	744,302	47.84%
Debt service	100,045	75,034	25,011	75.00%
Total Expenditures	21,317,767	16,377,709	4,940,058	76.83%

Revenues over/(under) expenditures	(958,819)	\$ 4,220,276	\$ 5,179,095
------------------------------------	-----------	--------------	--------------

Fund Balance/Cash Carry Forward	9,118,048
---------------------------------	-----------

Total expenditures and reserves	\$ 30,435,815
---------------------------------	---------------

	<u>JULY</u>	<u>JUNE</u>
Cash Balances		
BankUnited - Operating	\$ 1,756,128	\$ 720,828
Petty Cash	<u>-</u>	<u>-</u>
	<u>1,756,128</u>	<u>720,828</u>
Investments		
General - SBA - Fund A	1,929,442	1,929,123
BankUnited Money Market	<u>11,087,699</u>	<u>13,381,781</u>
	<u>13,017,141</u>	<u>15,310,904</u>
Total Cash and Investments	\$ 14,773,269	\$ 16,031,732

Submitted for approval on August 18, 2021

Approved By:

(Signature)



Iona-McGregor Fire District Executive Report

Executive Summary/ August 2021:

GENERAL:

- Interviews conducted with 3 candidates for the Facilities Manager position. An offer was made to an individual who is in the pre-employment process now and will be starting ASAP.
- We are moving forward with a process to fill the Division Chief of Training and Special Operations position in the 2021-2022 fiscal year. The plan is for the successful candidate to begin early in October.
- AC Comer has been preparing an accreditation presentation as directed at last months meeting. Since then, the questions that some had which prompted the presentation have been answered. Is the Board direction still to proceed with a presentation? Quarterly reports on the Strategic Plan and the Standards of Cover performance will be presented moving forward.

OPERATIONS:

- We have made conditional job offers to ten (10) new firefighters who will conclude orientation by the beginning of September.
- Lieutenant promotional testing orientation was held on August 9th and five (5) candidates will participate.
- Three (3) of our firefighters, (1) one Lieutenant, and (2) engineers have concluded their hiring/promotional (1-year) probationary period.
- Numerous personnel and progressing with acting out of classification training (Engineer or Lieutenant).
- Organizational interest in joining special operations disciplines continues.

LOGISTICS:

- SQ73 scheduled for delivery to SFEV week of 8/16
- Need to discuss options for surplus and sale of current SQ73
- Repairs to training tower and repaint of tower and Station 74 in September
- Waiting on installation date for fuel system
- SCBA service and fit testing week of 8/16

Prevention/Pub Ed:

Date: July 2021

INSPECTION VOLUME:	584
VIOLATIONS CLEARED: past year to date	202
% OF MANDATED INSPECTIONS AVERAGE:	93%
CPR / AED CLASSES:	5
CHILD PASSENGER SAFETY:	4
PUBLIC EDU. EVENT(S):	1
EAP PRESENTATIONS:	0
FIRE INVESTIGATIONS:	3

SUPERVISOR'S SUMMARY:

- New Inspector will be Gary Cooper
- New Occupancies permits 19 this last month

TRAINING/EMS:

- Iona McGregor Crews participated in approximately two weeks of acquired structure training with Fort Myers Beach Fire District. During the acquired structures crews ran multiple fire scenarios, trained on forcible entry, vertical ventilation, search, and fire attack. Training was performed in multiple commercial structures.
- Probationary Firefighters Rine, Bryant, and Manke tested out of *Probationary Module Four* and were moved to permanent status with the District.
- Hazmat team participated in training with the Regional Hazmat Team. The focus for the training was decontamination of crews.
- Monthly Dive and Technical Rescue training were performed by team leaders on each shift.
- Training staff attended Fire Rescue International Conference in Charlotte NC.



Previous Month ▾

Jul 1, 2021 - Jul 31, 2021 ▾

55%

FIRE

Percentage of Total Incidents

45%

EMS

Percentage of Total Incidents

749


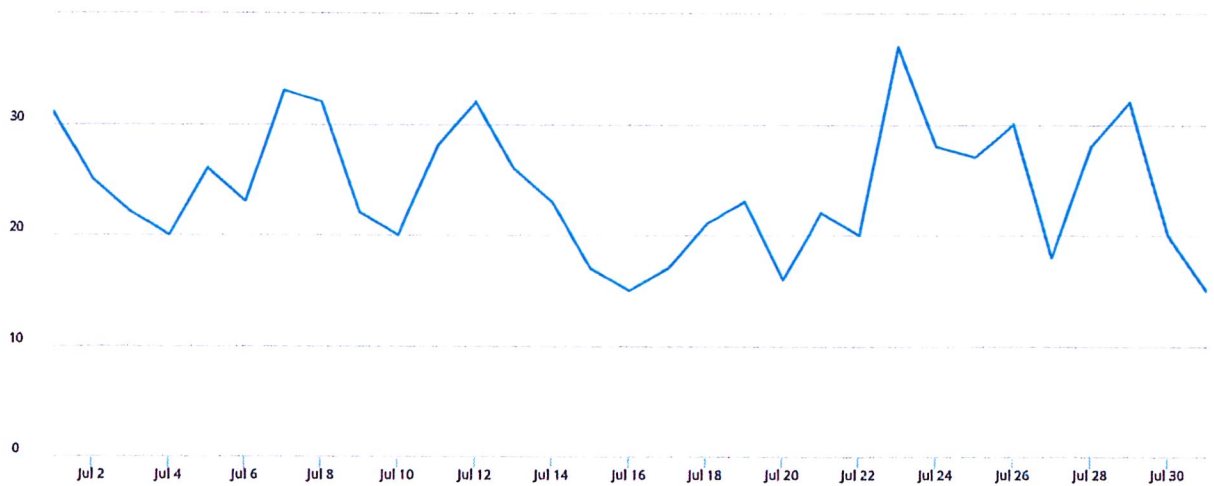
INCIDENTS

In Selected Time Slice

31

DAYS

In Selected Time Slice



Counts

% Rows

% Columns

% All

Week Ending	7/4/21	7/11/21	7/18/21	7/25/21	8/1/21	8/8/21	8/15/21	8/22/21	8/29/21	9/5/21	9/12/21	9/19/21	9/26/21	Total
(11) Structure Fire		3	3		2									8
(13) Mobile property (vehicle) fire		1	1	1										3
(14) Natural vegetation fire				2										2
(15) Outside rubbish fire	1													1
(16) Special outside fire				1										1
(30) Rescue, emergency medical call (EMS), other		3	4	4	1									12
(31) Medical assist	13	26	17	34	17									107
(32) Emergency medical service (EMS) incident	22	50	56	40	49									217
(35) Extrication, rescue		2		1	1									4
(36) Water or ice-related rescue	1			1										2
(40) Flammable gas or liquid condition, other			2											2
(41) Combustible/f.. spills & leaks				1										1
(42) Chemical release, reaction, or toxic condition	1													1
(44) Electrical wiring/equipm. problem	1	3	1	1	2									8
(46) Accident, potential accident			1	1										2

Week Ending	7/4/21	7/11/21	7/18/21	7/25/21	8/1/21	8/8/21	8/15/21	8/22/21	8/29/21	9/5/21	9/12/21	9/19/21	9/26/21	Total
(51) Person in distress			1											1
(52) Water problem	1		2	1										4
(53) Smoke, odor problem				1										1
(54) Animal problem or rescue		1												1
(55) Public service assistance	10	16	12	26	19									83
(61) Dispatched and canceled en route	40	58	49	54	44									245
(62) Wrong location, no emergency found	1	1			2									4
(65) Steam, other gas mistaken for smoke	1		1											2
(66) EMS call where party has been transported					1									1
(70) False alarm and false call, other		1												1
(71) Malicious, mischievous false alarm		1	1		1									3
(73) System or detector malfunction	1	11		3	2									17
(74) Unintentional system/detect... operation (no fire)	5	7		1	2									15
Total	98	184	151	173	143									749

Iona McGregor Fire District
Financial Report
09/15/2021

<u><i>Included Reports (unaudited)</i></u>	<u><i>Page(s)</i></u>
Financial Report Notes	1
Balance Sheet as of August 31, 2021	2
Summary Statement of Activities – General Fund	3
Detailed Statement of Activities – General Fund	4-5
Ad Valorem Tax Analysis	6
Check Register – Month of August 2021	7-9

**IONA MCGREGOR FIRE PROTECTION AND RESCUE SERVICE DISTRICT
FINANCIAL REPORT NOTES
BALANCE SHEET AND STATEMENTS OF REVENUES AND EXPENDITURES
(UNAUDITED)
For the Eleven Months Ended August 31, 2021**

Notable items on the Balance Sheet:

Cash and Investments

The rates of return on invested surplus funds for the month of August are as follows:

- 0.10% - SBA (Florida PRIME Local Government Investment Pool)
- 0.50% - BankUnited Money Market

Liabilities

Liabilities totaling \$44,985 consist mainly of trade accounts payable and amounts withheld from employees' pay for required retirement contributions.

Notable items on the Statements of Revenues and Expenditures:

Revenues

- Received only \$250 in ad valorem tax revenues during the month of August. To date we have received 100.46% of the annual budgeted total.
- Inspection fees totaled \$2,162 for the month of August.
- Interest on invested surplus funds totaled \$4,579 for the month of August.

Expenditures

- Upgraded alerting system in Stations #72 & #73 - \$12,140.
- Paid \$36,947 to Lee Co. for annual Government Communications Network radio fees.
- Replaced hydraulic generator in Truck #79 - \$15,139.
- New Squad #73 was delivered, inspected, and accepted - \$738,802.
- 4th quarterly debt service payment for apparatus capital lease (2 engines) - \$25,011

Total expenditures reflect 87.67% of budget and are tracking as expected.

IONA MCGREGOR FIRE DISTRICT (IMF)

ASSETS

CASH

Operating Account - BankUnited

\$	969,439.90	
		969,439.90

Total CASH:

INVESTMENTS

Investments - SBA

1,929,608.57

Money Market - BankUnited

9,592,111.42

Total INVESTMENTS:

11,521,719.99

Total ASSETS:

\$ 12,491,159.89

LIABILITIES

LIABILITIES AND OTHER CREDITS

Accounts Payable

20,795.42

Total LIABILITIES AND OTHER CREDITS:

20,795.42

ACCRUED EXPENSES

FRS - Employee Contribution - ADMIN

4,022.90

FRS - Employee Contribution - OPS

20,166.75

Total ACCRUED EXPENSES:

24,189.65

Total LIABILITIES:

44,985.07

EQUITY

Retained Earnings-Current Year

1,927,454.77

Prior Year Revenues Over/(Under) Expenditures

773,892.13

Fund Balance

9,744,827.92

Total EQUITY:

12,446,174.82

Total LIABILITIES & EQUITY:

\$ 12,491,159.89

Submitted for approval on September 15, 2021

Approved By: _____
(Signature)

IONA MCGREGOR FIRE PROTECTION AND RESCUE SERVICE DISTRICT
DETAILED STATEMENT OF ACTIVITIES - GENERAL FUND
For the Eleven Months Ended August 31, 2021 (Unaudited)

	Amended		Variance	
	Budget	Actual	\$	%
Revenues				
Cash Carry Forward	\$ 10,076,867			
Ad Valorem Taxes	20,691,066	\$ 20,762,591	\$ 71,525	100.35%
Excess fees	140,000	-	(140,000)	0.00%
Penalties	19,000	31,577	12,577	166.19%
Discounts	(755,000)	(759,349)	(4,349)	100.58%
Refunds Deducted	(50,000)	(37,824)	12,176	75.65%
Ad Valorem Taxes Prior Years	4,000	3,255	(745)	81.38%
Impact Fees	95,000	35,438	(59,562)	37.30%
FEMA Revenue	-	44,715	44,715	N/A
State Firefighter Supplemental	59,760	21,974	(37,786)	36.77%
Grant Revenue	-	99,917	99,917	N/A
Inspection Fees	50,000	48,359	(1,641)	96.72%
CPR - Books & Masks	1,000	1,380	380	138.00%
Interest Check/Demand Accounts	50,000	60,181	10,181	120.36%
Rents	34,122	34,805	683	102.00%
Sale of Equipment	15,000	157,172	142,172	1047.81%
Contributions	5,000	6,750	1,750	135.00%
Miscellaneous	-	106,210	106,210	N/A
Proceeds from Debt	-	-	-	N/A
Total Revenues	20,358,948	20,617,153	258,205	101.27%
Total Revenues and Cash Carry Forward	30,435,815			
Expenditures				
Personnel Services				
Salaries - Commissioners	30,000	27,500	2,500	91.67%
Salaries - ADM	1,814,195	1,579,451	234,744	87.06%
Salaries - OPS	7,131,726	6,317,163	814,563	88.58%
Salaries - FLSA	557,356	495,022	62,334	88.82%
Salaries - Sick Pay - ADM	104,666	-	104,666	0.00%
Salaries - Sick Pay - OPS	264,409	4,634	259,775	1.75%
Salaries - Holiday Pay	137,419	86,456	50,963	62.91%
Salaries - Out of Class Pay	45,000	27,016	17,984	60.04%
Salaries - One Time Payouts - ADM	23,908	-	23,908	0.00%
Salaries - One Time Payouts - OPS	93,873	52,673	41,200	56.11%
Salaries - Clothing and Uniform Allowance	3,200	-	3,200	0.00%
Salaries - Ins Deductible & Subsidy- ADM	3,240	2,677	563	82.62%
Salaries - Ins Deductible & Subsidy- OPS	39,703	33,169	6,534	83.54%
Salaries - Phone Allowance	12,000	11,000	1,000	91.67%
Salaries - ER H.S.A Contribution - ADM	46,500	46,500	-	100.00%
Salaries - ER H.S.A. Contribution - OPS	235,500	239,000	(3,500)	101.49%
Salaries - Overtime Staffing - ADM	7,892	708	7,184	8.97%
Salaries - Overtime Staffing - OPS	122,170	468,225	(346,055)	383.26%
Salaries - Overtime Training - OPS	82,425	45,445	36,980	55.13%
Salaries - Overtime USAR/Strike Teams - ADM	-	-	-	N/A
Salaries - Overtime USAR/Strike Teams - OPS	-	58,506	(58,506)	N/A
Salaries - State Education ADM	16,440	15,070	1,370	91.67%
Salaries - State Education OPS	43,320	40,152	3,168	92.69%
Social Security Taxes - ADM/Commissioners	110,243	89,239	21,004	80.95%
Social Security Taxes - OPS	521,288	459,193	62,095	88.09%
Medicare Taxes - ADM/Commissioners	29,083	23,358	5,725	80.32%
Medicare Taxes - OPS	122,687	108,084	14,603	88.10%
Retirement - ADM	353,291	278,144	75,148	78.73%
Retirement - OPS	1,968,831	1,651,770	317,061	83.90%
Veba Plan Contribution - ADM	93,574	93,304	270	99.71%
Veba Plan Contribution - OPS	422,991	415,518	7,473	98.23%
Health Insurance - ADM	683,547	620,313	63,234	90.75%
Health Insurance - OPS	1,411,986	1,287,307	124,679	91.17%
Health Insurance - Admin Contribution	(15,286)	(13,933)	(1,353)	91.15%
Health Insurance - OPS Contribution	(82,599)	(76,191)	(6,408)	92.24%
Health Insurance - Retiree Contribution	(429,777)	(387,986)	(41,791)	90.28%
Employee Insurance - Other - ADM	86,546	78,272	8,274	90.44%
Employee Insurance - Other - OPS	264,698	237,455	27,243	89.71%
Workers Compensation Insurance - ADM	42,167	41,946	221	99.48%
Workers Compensation Insurance - OPS	269,460	268,971	489	99.82%
Total Personnel Services	16,667,672	14,725,130	1,942,542	88.35%

IONA MCGREGOR FIRE PROTECTION AND RESCUE SERVICE DISTRICT
DETAILED STATEMENT OF ACTIVITIES - GENERAL FUND
For the Eleven Months Ended August 31, 2021 (Unaudited)

	Amended		Variance	
	Budget	Actual	\$	%
Operating Expenditures				
Legal	60,000	17,875	42,125	29.79%
Computer Support Services	35,000	30,284	4,716	86.53%
Other Professional	125,550	61,175	64,375	48.73%
Audit and Accounting	36,000	35,500	500	98.61%
Tax Collector's Commission	404,000	401,984	2,016	99.50%
Property Appraiser's Commission	138,083	119,736	18,347	86.71%
Custodial & Janitorial Services	35,460	16,645	18,815	46.94%
Other Services - MVR Review	14,000	10,446	3,554	74.62%
Travel and Per Diem	107,395	18,227	89,168	16.97%
Telephones	90,000	68,137	21,863	75.71%
Wireless User Fee	54,025	54,255	(230)	100.43%
Freight & Postage	2,200	1,224	976	55.61%
Water	13,300	10,164	3,136	76.42%
Electricity	58,425	39,208	19,217	67.11%
Cable Television	3,787	3,373	414	89.08%
Garbage	12,625	11,559	1,066	91.56%
Propane	7,710	4,694	3,016	60.88%
Equipment Rentals & Leases	46,631	41,228	5,403	88.41%
Insurance	140,000	139,198	802	99.43%
Equipment Maintenance	175,900	153,871	22,029	87.48%
Building Maintenance	404,523	260,897	143,626	64.50%
Vehicle Maintenance	177,592	212,239	(34,647)	119.51%
Promotional Activities	33,200	15,847	17,353	47.73%
Promotional Activities - ADM	5,000	6,014	(1,014)	120.28%
Small Tools & Equipment	137,615	136,791	824	99.40%
Turnout Gear	108,010	89,986	18,024	83.31%
Annual Medical Exams/Wellness	50,000	48,512	1,488	97.02%
Legal Advertising	2,000	259	1,741	12.97%
Hiring Costs	19,500	1,800	17,700	9.23%
Uniforms	63,900	38,739	25,161	60.62%
Office Supplies	8,000	4,065	3,935	50.81%
Fuel	65,000	55,548	9,452	85.46%
Janitorial Supplies	27,600	20,617	6,983	74.70%
Medical Supplies	84,525	52,297	32,228	61.87%
Other Operating Supplies	87,780	49,592	38,188	56.50%
Memberships, Publications & Subscriptions	160,089	143,998	16,091	89.95%
Educational Reimbursement	50,920	34,522	16,398	67.80%
Training	77,705	32,516	45,189	41.85%
Total Operating	3,123,050	2,443,023	680,027	78.23%
Capital Outlay				
Buildings	-	-	-	N/A
Equipment	97,000	99,568	(2,568)	102.65%
Vehicles	1,330,000	1,321,933	8,067	99.39%
Total Capital Outlay	1,427,000	1,421,500	5,500	99.61%
Debt Service				
Principal	97,686	97,686	0	100.00%
Interest	2,359	2,359	0	100.00%
Total Debt Service	100,045	100,045	0	100.00%
Total Expenditures	21,317,767	18,689,698	2,628,069	87.67%
Revenues over Expenditures		<u>\$ 1,927,455</u>		
Reserves				
Assigned:				
Operating Expenditures Oct - Dec	4,904,550			
Hurricane/Disaster	2,452,275			
Capital (Facilities, Apparatus, Equipment)	1,250,000			
Health Insurance (Level Funding Reserve)	500,000			
Unassigned:				
General Operating	11,223			
Total Reserves	<u>9,118,048</u>			
Total Expenditures and Reserves	<u>\$ 30,435,815</u>			

IONA MCGREGOR FIRE DISTRICT
2020 - 2021 FISCAL YEAR
Ad Valorem Tax Revenues to Date

Date Received	Taxes	Interest	Discounts	Commissions	Other *	Net Amount Remitted by the Tax Collector
11/16/2020	\$ 257,233.89	\$ -	\$ 11,865.63	\$ 6,125.91	\$ 1,489.51	\$ 240,731.86
11/30/2020	4,989,587.94	-	199,480.97	95,832.10	(17,290.38)	4,676,984.49
12/17/2020	10,969,189.92	-	438,625.16	210,829.70	10,920.38	10,330,655.44
12/29/2020	1,941,810.43	-	73,192.90	37,395.72	1,168.10	1,832,389.91
1/15/2021	640,794.10	-	19,549.79	12,453.35	275.77	609,066.73
2/16/2021	558,591.90	-	12,299.03	10,939.21	(5,620.49)	529,733.17
3/15/2021	333,111.81	-	3,900.95	6,603.18	(1,839.46)	320,768.22
4/15/2021	607,423.72	-	422.52	12,154.83	(1,969.10)	592,877.27
5/15/2021	194,318.82	-	1.12	4,048.35	562.53	190,831.88
6/15/2021	119,963.45	-	10.78	2,493.80	4,490.86	121,949.73
7/15/2021	150,316.09	-	-	3,101.69	4,768.32	151,982.72
8/16/2021	249.41	-	-	6.04	52.46	295.83
-	-	-	-	-	-	-
-	-	-	-	-	-	-
-	-	-	-	-	-	-
-	-	-	-	-	-	-
	<u>\$20,762,591.48</u>	<u>\$ -</u>	<u>\$ 759,348.85</u>	<u>\$ 401,983.88</u>	<u>\$ (2,991.50)</u>	<u>\$ 19,598,267.25</u>

* Note - The "other" column includes prior year taxes, penalties, refunds, corrections, interest and other costs.

CURRENT AND LAST 5 FISCAL YEARS COLLECTION ANALYSIS
As of August 31, of each year

Fiscal Year		Revenue	Discounts	Commissions
2021	Budget	20,664,066	755,000	404,000
	Actual	20,759,600	759,349	401,984
		100.46%	100.58%	99.50%
2020	Budget	20,485,690	742,500	400,500
	Actual	20,534,183	745,253	397,618
		100.24%	100.37%	99.28%
2019	Budget	20,352,023	732,000	395,000
	Actual	20,194,024	727,115	392,041
		99.22%	99.33%	99.25%
2018	Budget	19,193,971	690,000	383,000
	Actual	18,953,884	685,383	367,794
		98.75%	99.33%	96.03%
2017	Budget	18,354,838	645,000	359,000
	Actual	18,274,728	660,349	354,441
		99.56%	102.38%	98.73%
2016	Budget	17,185,982	600,000	335,000
	Actual	17,120,672	615,245	331,595
		99.62%	102.54%	98.98%

Check History Report
Sorted By Check Number
Activity From: 8/1/2021 to 8/31/2021

IONA MCGREGOR FIRE DISTRICT (IMF)

Bank Code: B BANKUNITED - OPERATING

Check Number	Check Date	Vendor Number	Name	Check Amount	Check Type
021015	8/13/2021	AAAPM	A.A.A. PROPERTY MAINTENANCE INC	1,645.00	Auto
021016	8/13/2021	AD	ADVANCED DISPOSAL-FT MYERS	931.65	Auto
021017	8/13/2021	AERAS	AERAS TECHNOLOGIES LLC	1,000.00	Auto
021018	8/13/2021	AIRGAS	AIRGAS	249.50	Auto
021019	8/13/2021	ARMCHEM	ARMCHEM INTERNATIONAL	608.00	Auto
021020	8/13/2021	BENNETT	BENNETT FIRE PRODUCTS CO, INC	4,850.01	Auto
021021	8/13/2021	CALLAGH	CALLAGHAN TIRE ENTERPRISES INC	735.28	Auto
021022	8/13/2021	CINTAS	CINTAS CORPORATION #294	107.62	Auto
021023	8/13/2021	COMER	SETH COMER	180.00	Auto
021024	8/13/2021	CROWN	CROWN INFORMATION MANAGEMENT	265.00	Auto
021025	8/13/2021	CRS	CRS TECHNOLOGY	2,400.00	Auto
021026	8/13/2021	FIRENIN	FIRE NINJA, LLC	647.82	Auto
021027	8/13/2021	FPL8590	FL POWER & LIGHT CO.	627.52	Auto
021028	8/13/2021	GRALEY	GRALEY MECHANICAL, INC.	150.00	Auto
021029	8/13/2021	GUZMAN	JOEL GUZMAN	295.00	Auto
021030	8/13/2021	HOWARD	DAVE HOWARD	396.00	Auto
021031	8/13/2021	INSIGHT	INSIGHT PUBLIC SECTOR	234.00	Auto
021032	8/13/2021	LEHIGH	LEHIGH ACRES FIRE CONTROL DISTRICT	675.00	Auto
021033	8/13/2021	LMHS	LEE MEMORIAL HEALTH SYSTEM	65.00	Auto
021034	8/13/2021	LOWES	LOWE'S	68.74	Auto
021035	8/13/2021	MARCADI	MARCADIS SINGER, PA TRUST ACCOUNT	233.70	Auto
021036	8/13/2021	MARINEE	MARINEMAX EAST	313.25	Auto
021037	8/13/2021	MES	MUNICIPAL EMERGENCY SVCS, INC.	4,833.09	Auto
021038	8/13/2021	MOTORGA	MOTOROLA SOLUTIONS, INC.	6,069.73	Auto
021039	8/13/2021	MOZES	JACKIELOU MOZES	180.00	Auto
021040	8/13/2021	NAFECO	NAFECO	1,037.50	Auto
021041	8/13/2021	OFFICE	OFFICE DEPOT BUSINESS ACCOUNT	642.46	Auto
021042	8/13/2021	OFFPRID	OFFICE PRIDE COMMERCIAL CLEANING SVCS	1,011.83	Auto
021043	8/13/2021	OVERHEA	OVERHEAD DOOR CO OF FORT MYERS	497.00	Auto
021044	8/13/2021	PEDIA	PEDIATRIC EMERGENCY STANDARDS, INC.	1,912.30	Auto
021045	8/13/2021	PRINGLE	RICHARD W. PRINGLE, P.A.	10,875.00	Auto
021046	8/13/2021	RESCSOL	RESCUE SOLUTIONS LLC	860.00	Auto
021047	8/13/2021	RICOH	RICOH USA, INC.	68.95	Auto
021048	8/13/2021	SOUTH	SOUTH FL EMERGENCY VEHICLES	4,573.47	Auto
021049	8/13/2021	SWSAC	SOUTHWEST SPECIALTY ADV INC.	160.00	Auto
021050	8/13/2021	TEN8	TEN-8 FIRE & SAFETY, LLC	1,811.82	Auto
021051	8/13/2021	VANDYCK	ZACHARY VAN DYCK	3,887.50	Auto
021052	8/13/2021	VERIZO2	VERIZON WIRELESS	3,599.97	Auto
021053	8/17/2021	SUTPHEN	SUTPHEN CORP.	738,802.00	Auto
021054	8/18/2021	NATRESC	NATIONAL RESCUE CONSULTANTS	1,316.67	Auto
021055	8/20/2021	CRYSTAL	CRYSTAL SPRINGS	21.43	Auto
021056	8/20/2021	FNG	FLORIDA NATURAL GAS	28.01	Auto
021057	8/20/2021	LONGSWO	LONGSWORTH COMFORT AIR LLC	1,694.00	Auto
021058	8/20/2021	MARINE	MARINEMAX	956.70	Auto
021059	8/20/2021	OFFICE	OFFICE DEPOT BUSINESS ACCOUNT	245.89	Auto
021060	8/20/2021	RICOH	RICOH USA, INC.	420.36	Auto
021061	8/20/2021	RYAN	RYAN PETROLEUM	4,331.83	Auto
021062	8/20/2021	SARLO	SARLO POWER MOWERS, INC	54.49	Auto
021063	8/20/2021	SOUTH	SOUTH FL EMERGENCY VEHICLES	22,746.87	Auto
021064	8/20/2021	SWPOLY	SW FL POLYGRAPH & BACKGROUND	1,499.90	Auto
021065	8/20/2021	TEN8	TEN-8 FIRE & SAFETY, LLC	4,355.29	Auto
021066	8/20/2021	VALVO	SUNSHINE LUBES LLC	296.92	Auto
021067	8/31/2021	AAAPM	A.A.A. PROPERTY MAINTENANCE INC	1,871.66	Auto
021068	8/31/2021	BB&TGF	BB&T GOVERNMENTAL FINANCE	25,011.20	Auto

Check History Report
Sorted By Check Number
Activity From: 8/1/2021 to 8/31/2021

IONA MCGREGOR FIRE DISTRICT (IMF)

Bank Code: B BANKUNITED - OPERATING

Check Number	Check Date	Vendor Number	Name	Check Amount	Check Type
021068	8/31/2021	BB&TGF	BB&T GOVERNMENTAL FINANCE	25,011.20-	Reversal
021069	8/31/2021	BENNETT	BENNETT FIRE PRODUCTS CO, INC	2,204.55	Auto
021070	8/31/2021	CALLAGH	CALLAGHAN TIRE ENTERPRISES INC	3,791.92	Auto
021071	8/31/2021	CINTAS	CINTAS CORPORATION #294	107.62	Auto
021072	8/31/2021	CORPORA	CORPORATE BILLING, INC	1,459.96	Auto
021073	8/31/2021	CRISMAN	BRIAN CRISMAN	210.00	Auto
021074	8/31/2021	DOLEGA	RICK DOLEGA	5.84	Auto
021075	8/31/2021	EAGLE	EAGLE ENGRAVING. INC.	148.95	Auto
021076	8/31/2021	EARTH	EARTH VIEW LLC	2,000.00	Auto
021077	8/31/2021	FASTSIG	FASTSIGNS	180.00	Auto
021078	8/31/2021	FILIPAN	DIANA HERNDEN	1,120.14	Auto
021079	8/31/2021	FPL0598	FL POWER & LIGHT CO.	1,620.34	Auto
021080	8/31/2021	FPL3327	FL POWER & LIGHT CO.	18.65	Auto
021081	8/31/2021	FPL5324	FL POWER & LIGHT CO.	669.86	Auto
021082	8/31/2021	FPL6245	FL POWER & LIGHT CO.	836.58	Auto
021083	8/31/2021	GAVINS	GAVIN'S ACE HARDWARE	5.99	Auto
021084	8/31/2021	HAWLEY	MICHAEL HAWLEY	23.14	Auto
021085	8/31/2021	HOMD	Home Depot Credit Services	368.00	Auto
021086	8/31/2021	HULETT	HULETT ENVIRONMENTAL SERVICES	480.00	Auto
021087	8/31/2021	HUPPELS	SUE HUPPELSBERG	18.96	Auto
021088	8/31/2021	JCHECK	JOHN CHECKCLICK	77.94	Auto
021089	8/31/2021	KING	BRIAN KING	18.96	Auto
021090	8/31/2021	KKING	KRISTEN KING	1.58	Auto
021091	8/31/2021	LEECTY	LEE COUNTY PUBLIC SAFETY-GCN	36,946.80	Auto
021092	8/31/2021	LEESAR	LEESAR INC	1,375.86	Auto
021093	8/31/2021	LOWES	LOWE'S	342.46	Auto
021094	8/31/2021	MARCADI	MARCADIS SINGER, PA TRUST ACCOUNT	233.70	Auto
021095	8/31/2021	MARCO	MARCO OFFICE SUPPLY, FURNITURE & PRINTING INC.	973.90	Auto
021096	8/31/2021	MCMILLI	TRACY MCMILLION	15.08	Auto
021097	8/31/2021	MES	MUNICIPAL EMERGENCY SVCS, INC.	10,987.54	Auto
021098	8/31/2021	MOTORGA	MOTOROLA SOLUTIONS, INC.	6,069.73	Auto
021099	8/31/2021	MOTOROL	MOTOROLA SOLUTIONS INC.	6,911.20	Auto
021100	8/31/2021	NAFECO	NAFECO	4,736.00	Auto
021101	8/31/2021	NEMES	MILDRED NEMES	7.19	Auto
021102	8/31/2021	OFFICE	OFFICE DEPOT BUSINESS ACCOUNT	518.85	Auto
021103	8/31/2021	OVERHEA	OVERHEAD DOOR CO OF FORT MYERS	160.00	Auto
021104	8/31/2021	PAPYRUS	PAPYRUS DOCUMENT & DESIGN, LLC	180.00	Auto
021105	8/31/2021	PEDIA	PEDIATRIC EMERGENCY STANDARDS, INC.	135.00	Auto
021106	8/31/2021	PRINCIP	PRINCIPAL LIFE INSURANCE CO	15,560.66	Auto
021107	8/31/2021	SOUTH	SOUTH FL EMERGENCY VEHICLES	4,167.23	Auto
021108	8/31/2021	STAND	STANDARD INSURANCE CO.	13,647.26	Auto
021109	8/31/2021	STOVER	ARTHUR STOVER	12.97	Auto
021110	8/31/2021	STREETE	DIONNE STREETE	500.00	Auto
021111	8/31/2021	TCS	TRANSPORTATION CONTROL SYSTEMS	3,040.00	Auto
021112	8/31/2021	TEN8	TEN-8 FIRE & SAFETY, LLC	2,268.32	Auto
021113	8/31/2021	TOMLINS	THOMAS TOMLINS	15.08	Auto
021114	8/31/2021	ULINE	ULINE, INC	57.21	Auto
021115	8/31/2021	UPS	UNITED PARCEL SERVICE	14.73	Auto
021116	8/31/2021	VALVO	SUNSHINE LUBES LLC	101.97	Auto
021117	8/31/2021	WHISLER	BRAD WHISLER	9.73	Auto
021118	8/31/2021	WISE	JOSEPH WISE	90.08	Auto
021119	8/31/2021	ZEPP	MICHELLE ZEPP	5.84	Auto
021120	8/31/2021	BB&TGF	BB&T GOVERNMENTAL FINANCE	25,011.21	Auto
W00631	8/1/2021	LOCUMS	LOCUMS DOC, INC	2,083.33	Wire Transfer

Check History Report
Sorted By Check Number
Activity From: 8/1/2021 to 8/31/2021

IONA MCGREGOR FIRE DISTRICT (IMF)

Bank Code: B BANKUNITED - OPERATING

Check Number	Check Date	Vendor Number	Name	Check Amount	Check Type
W00632	8/10/2021	CABLE1	COMCAST CABLEVISION	30.00	Wire Transfer
W00633	8/10/2021	CABLE2	COMCAST CABLEVISION	67.50	Wire Transfer
W00634	8/10/2021	CABLE3	COMCAST CABLEVISION	45.00	Wire Transfer
W00635	8/10/2021	CABLE4	COMCAST CABLEVISION	105.00	Wire Transfer
W00636	8/10/2021	UHC	UNITED HEALTHCARE INS. CO.	173,759.89	Wire Transfer
W00637	8/17/2021	CABLE5	COMCAST CABLEVISION	67.50	Wire Transfer
W00638	8/17/2021	T3	T3 COMMUNICATIONS, INC.	4,744.03	Wire Transfer
W00639	8/5/2021	BU9855	CARDMEMBER SERVICE	6,653.71	Wire Transfer
W00640	8/20/2021	ENTERPR	ENTERPRISE FM TRUST	3,142.86	Wire Transfer
W00641	8/20/2021	LCU	LEE COUNTY UTILITIES	936.93	Wire Transfer
W00642	8/27/2021	TECO	TECO	49.43	Wire Transfer
W00643	8/20/2021	VERIZON	VERIZON	1,712.10	Wire Transfer
W00644	8/20/2021	MICROSO	MICROSOFT CORPORATION	1,188.00	Wire Transfer
W00645	8/31/2021	PITNEY	PITNEY BOWES PURCHASE POWER	125.00	Wire Transfer
Bank B Total:				1,181,515.59	
Report Total:				1,181,515.59	

**BOARD MEETING AGENDA ITEM SUMMARY**Board Meeting Date: 09/15/2021

(Select All that Apply)



Decision Making Agenda Item



Discussion Purposes Only Agenda Item



Walk On Agenda Item

SUBJECT:

Adoption of Community Risk Assessment/Standards of Cover (CRA/SOC)

PERSON(S) MAKING SUBMITTAL OF AGENDA ITEM:Chief Howard
Assistant Chief Comer**BACKGROUND/DETAIL OF AGENDA ITEM:**

The Board was provided the draft CRA/SOC a couple of months ago for review prior to adoption. The document is attached again as part of the packet this month.

As we work on the Self-Assessment, there are quite a few of the performance indicators that speak to components of the CRA/SOC. As an example Category 2 is "Assessment and Planning". Within Category 2 is Criterion 2B "All-Hazard Risk Assessment and Response Strategies." Within Criterion 2B is Performance Indicator 2B.1 "The Agency has a documented and adopted methodology for identifying, assessing, categorizing, and classifying risks throughout the community or area of responsibility."

The Board action tonight to formally adopt the CRA/SOC will meet this performance indicator.

BUDGET IMPACT: Yes / No / Unknown – If Yes, how much? From where?

No

REQUESTED BOARD ACTION:

Formally adopt the CRA/SOC.



Iona-McGregor Fire District Executive Report

Executive Summary/ Sept. 2021:

GENERAL:

- The new Facilities Manager was hired. We want to welcome James Griffin “Griff” to the team.
- We are moving forward with a process to fill the Division Chief of Training and Special Operations position in the 2021-2022 fiscal year. The plan is for the successful candidate to begin early in October.
- Succession continues with ones who are soon to transition into new roles.
- Writing the “Self-Assessment” document which addresses 250 performance indicators, continues. We anticipate completion late next month (October).

OPERATIONS:

- After conclusion of orientation, our 10 new firefighters are just starting their shift assignments. This brings our total number of probationary firefighters to 13.
 - Two of them have just reached the halfway point.
- Our USAR membership has been supported by acceptance and initiation of training new members. The commitment to the regional team is significant and these efforts will maintain staffing as senior members retire.
- We are just now entering the peak of hurricane season and maintain operational readiness for local events or the need to deploy personnel in assistance to other regions.
- Plans are in progress for numerous events during October (Fire Prevention Month).
- Due to the passing of a local firefighter who was amazing at hazmat training/education, we have to reassess department hazmat training initiatives for the 2021-2022 fiscal year.
- We have upcoming Lieutenant promotional process during the week of September 13th, with promotions to occur before mid-October.

LOGISTICS:

- SQ73 at SFEV for equipment install. Should be in service by end of month.
- Fuel Master system installation @73 on 9/13 and @74 on 9/28
- Station 74 painting and training tower repairs in progress.

Prevention/Pub Ed:

Date: August 2021

INSPECTION VOLUME:	342
VIOLATIONS CLEARED: past year to date	173
CPR / AED CLASSES:	3
CHILD PASSENGER SAFETY:	1
PUBLIC EDU. EVENT(S):	7
EAP PRESENTATIONS:	0
FIRE INVESTIGATIONS:	1

Supervisor's Summary:

- 6 new occupancy permits
- 6 fire flow tests for upcoming new construction projects
- Back-to-School events went well
- Launched new 'Falls Prevention' Program
- Gary Cooper will be transitioning over to his new Inspector role this week after completing training of the new Facilities Manager

TRAINING/EMS:

- August's Technical Rescue Training was conducted by National Rescue Consultants and was a multi-agency training. The main topic covered was the new equipment obtained for improving rope rescue.
- The Dive Team conducted rapid diver drills for their monthly dive training.
- The 10 new hires completed three weeks of orientation and will begin shift work on September 7th.
- The District has seven firefighters in the paramedic credentialing program.

Previous Month ▾
 Aug 1, 2021 - Aug 31, 2021 ▾

52%

FIRE

Percentage of Total Incidents

48%

EMS

Percentage of Total Incidents

766

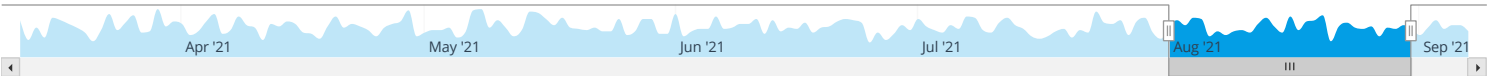
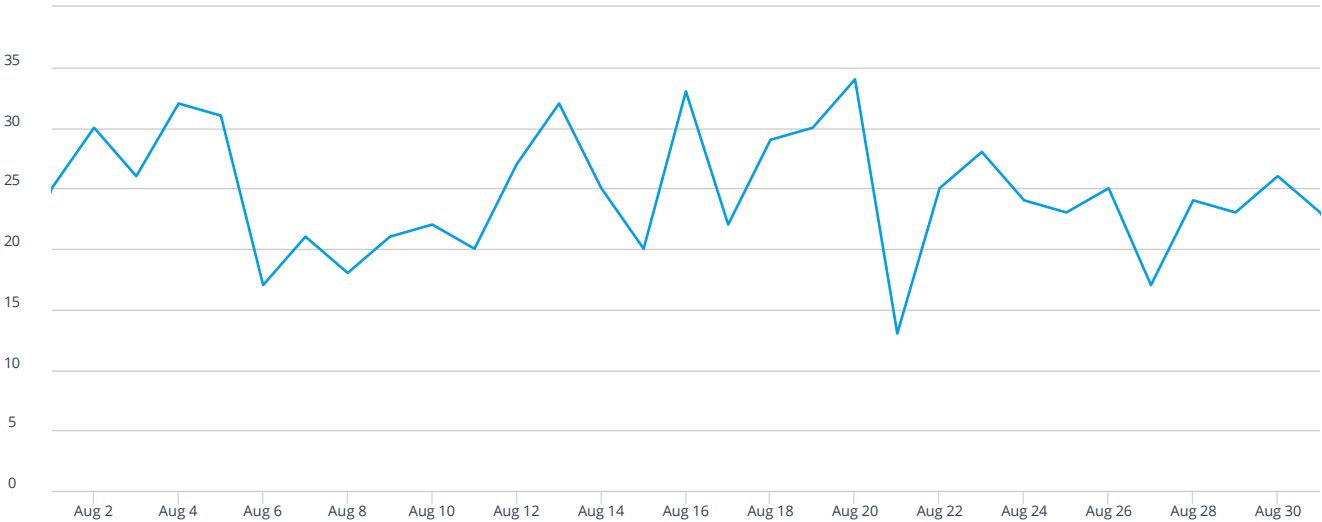
INCIDENTS

In Selected Time Slice

31

DAYS

In Selected Time Slice



Counts

% Rows

% Columns

% All

Week Ending	8/1/21	8/8/21	8/15/21	8/22/21	8/29/21	9/5/21	9/12/21	9/19/21	9/26/21	10/3/21	10/10/21	10/17/21	10/24/21	Total
(11) Structure Fire		2	1		1									4
(13) Mobile property (vehicle) fire				1										1
(15) Outside rubbish fire				1	1	1								3
(16) Special outside fire					1									1
(25) Excessive heat, scorch burns with no ignition		1		1										2
(30) Rescue, emergency medical call (EMS), other	1		1	1	2									5
(31) Medical assist	5	15	23	10	16	12								81
(32) Emergency medical service (EMS) incident	6	58	57	74	66	17								278
(35) Extrication, rescue				3										3
(36) Water or ice-related rescue		1	1											2
(40) Flammable gas or liquid condition, other		2												2
(41) Combustible/f... spills & leaks				1	1									2
(44) Electrical wiring/equipm. problem		2	6	1										9
(46) Accident, potential accident		1												1
(50) Service call, other		1	1	1										3

Week Ending	8/1/21	8/8/21	8/15/21	8/22/21	8/29/21	9/5/21	9/12/21	9/19/21	9/26/21	10/3/21	10/10/21	10/17/21	10/24/21	Total
(51) Person in distress						1								1
(55) Public service assistance	2	23	14	23	16	1								79
(56) Unauthorized burning					1									1
(61) Dispatched and canceled en route	8	59	48	58	49	16								238
(62) Wrong location, no emergency found			1											1
(63) Controlled burning					1									1
(65) Steam, other gas mistaken for smoke					1									1
(70) False alarm and false call, other			1											1
(73) System or detector malfunction	3	5	5	3	4	1								21
(74) Unintentional system/detect... operation (no fire)		5	7	8	4									24
UNK			1											1
Total	25	175	167	186	164	49								766



IAFF Local 1826

Southwest Florida Professional Fire Fighters & Paramedics District 7 Monthly Report

Meeting Date: 09/15/2021

General Information Update:

DVP Tansey has nothing to report.



IAFF Local 1826

Southwest Florida Professional Fire Fighters & Paramedics District 25 Monthly Report

Meeting Date: 09/15/2021

General Information Update:

Nothing to report -

DVP Mascarelli