

Iona McGregor Fire District Board of Fire Commissioners Agenda  
July 15, 2020  
6:00 PM

Meeting call to order

Roll Call of Commissioners

Opening Prayer and Pledge of Allegiance

Amendments to the Meeting Agenda

Public Input on Business Agenda Items

Public Recognition

Business Agenda Items (Agenda Items Requiring Action)

- 1) Meeting Minutes – June 10, 2020
- 2) Financial Report – June 2020
- 3) DR-420
- 4) Medical Insurance Renewal
- 5) Surplus Items
- 6) Executive Report
- 7) Attorney Report
- 8) DVP Reports – Districts 7 & 25

Public Input on Non-Business Agenda Items

Commissioner Comments

Adjournment

Iona McGregor Fire District Board of Fire Commissioners  
June 10, 2020  
6:00 PM

Meeting called to order at 6:14 p.m.

Roll Call of Commissioners – waived as previously conducted.

Opening Prayer and Pledge of Allegiance waived as observed at workshop

Amendments to the Meeting Agenda – none

Public Input on Business Agenda Items – none

Public Recognition – none

Business Agenda Items (Agenda Items Requiring Action)

1) Meeting Minutes – May 20, 2020

**Motion** (5713) to approve minutes of May 20<sup>th</sup> as presented made by Commissioner Andersen, second Commissioner Langford... passed.

2) Financial Report – May 2020

**Motion** (5714) to approve Financial Report made by Commissioner Langford with second by Commissioner... passed.

3) Budget Amendment

Attorney Pringle addressed the amendment resolution and read into the record as,  
Resolution 2020-02 “**A RESOLUTION OF THE BOARD OF COMMISSIONERS OF THE IONA MCGREGOR FIRE PROTECTION AND RESCUE SERVICE DISTRICT, LEE COUNTY, FLORIDA, TO AMEND THE BUDGET AND FUND BALANCES FOR THE DISTRICT FOR THE 2019/2020 FISCAL YEAR; TO RESCIND ALL RESOLUTIONS IN CONFLICT; TO PROVIDE FOR SEVERABILITY; TO PROVIDE FOR LIBERAL CONSTRUCTION; TO PROVIDE FOR SCRIVENER’S ERRORS; TO PROVIDE FOR AN EFFECTIVE DATE... increasing the cash carry forward account balance by \$137,893 with an equal increase in the Unassigned Fund Balance by \$137,893 to reflect the actual audited September 30, 2019 fund balance.**”

**Motion** (5715) to adopt Resolution 2020-02 as read into record amending the 2019 budget and made by Commissioner Walker, seconded Commissioner Louwers Roll vote –

Commissioner Louwers	<u>Yes</u>
Commissioner Langford	<u>Yes</u>
Commissioner Andersen	<u>Yes</u>
Commissioner Barbosa	<u>Yes</u>
Commissioner Walker	<u>Yes</u>

4) Codification Resolution

Attorney Pringle briefly discussed the earlier workshop and reasoning for the codification resolution. Commissioner Walker asked about the change discussed during the workshop. The modification discussed in the workshop will be added to section 6, per Mr. Pringle. The requested sentence stating Chief will notify Board of any changes to personnel policies or job

Iona McGregor Fire District Board of Fire Commissioners

June 10, 2020

6:00 PM

descriptions by including the information in the next Executive Report following the modification. Mr. Pringle then read resolution 2020-03 into the record as, “**A RESOLUTION OF THE BOARD OF COMMISSIONER OF THE IONA MCGREGOR FIRE PROTECTION AND RESCUE DISTRICT, REENACTING AND READOPTING CERTAIN FORMER RESOLUTIONS AND OTHER ACTS OF THE BOARD OF COMMISSIONERS; RESCINDING CERTAIN FORMER RESOLUTIONS AND ACTS OF THE BOARD OF COMMISSIONERS; PROVIDING FOR SEVERABILITY; PROVIDING FOR LIBERAL CONSTRUCTION; PROVIDING FOR SCRIVNER’S ERRORS; AND PROVIDING FOR AN EFFECTIVE DATE...** whereas, Section 3 notes items for re-enaction and re-adoption; Section 4 notes items for repeal and rescinding; Section 5 notes third party agreements to remain in effect; Section 6 addresses the personnel policies and job descriptions, excluding Chief’s position, as authority and responsibility of Fire Chief; Section 7 notes policies and processes of the Board of Commissioners to remain in effect; Section 8 reaffirms the current employment agreement between Board of Fire Commission and Chief David Howard; Section 9 reaffirms the adoption of the current Collective Bargaining Agreement between the District and IAFF Local 1826, District 7; Section 10 reaffirms the adoption of the current Collective Bargaining Agreement between the District and IAFF Local 1826, District 25; Section 11 officially rescinds any prior resolutions and acts which may be in conflict with any parts of this resolution...” Following the reading of resolution, **motion** (5716) to adopt was made by Commissioner Walker, with Board Manual prepared by attorney, second Commissioner Barbosa ... Roll vote:

Commissioner Andersen	<u>Yes</u>
Commissioner Barbosa	<u>Yes</u>
Commissioner Langford	<u>Yes</u>
Commissioner Louwers	<u>Yes</u>
Commissioner Walker	<u>Yes</u>

Motion carries, resolution adopted.

5) Surplus Items

Commissioner Louwers questioned the diesel induction that Lee County Hi-tech could use as donation. **Motion** (5717) to deem the presented items as surplus and authorize Chief to dispose of in accordance with FS 274.06 to an educational institution made by Commissioner Louwers, second Commissioner Barbosa... all in favor.

6) Executive Report

**Motion** (5718) to accept Executive Report made by Commissioner Langford, second Commissioner Louwers... passed.

7) Attorney Report

Mr. Pringle had nothing additional to report

8) DVP Reports – Districts 7 & 25

DVP District 7 and District 25 reports noted no information to report.

Public Input on Non-Business Agenda Items – none

Iona McGregor Fire District Board of Fire Commissioners  
June 10, 2020  
6:00 PM

Commissioner Comments – none

Adjournment

Motion to adjourn made by Commissioner Walker, seconded by Commissioner Louwers...  
passed.

Meeting adjourned at 6:27

Approved by: \_\_\_\_\_

Print Name: \_\_\_\_\_


**IONA MCGREGOR FIRE PROTECTION AND RESCUE SERVICE DISTRICT**  
**SUMMARY STATEMENT OF ACTIVITIES - GENERAL FUND**  
**For the Eight Months Ended May 31, 2020 (Unaudited)**

Revenues	Amended		Variance	
	Budget	Actual	\$	%
Cash Carry Forward	\$ 9,606,935			
Ad valorem taxes	19,878,190	\$ 19,367,988	\$ (510,202)	97.43%
Permits, Fees & Special Assessments	95,000	48,689	(46,311)	51.25%
Intergovernmental	59,160	109,628	50,468	185.31%
Charges for services	51,000	26,287	(24,713)	51.54%
Interest Check/Demand Accounts	270,000	136,492	(133,509)	50.55%
Miscellaneous	53,453	73,474	20,021	137.46%
Proceeds from debt	-	-	-	N/A
<b>Total Revenues</b>	<b>20,406,803</b>	<b>19,762,558</b>	<b>(644,245)</b>	<b>96.84%</b>
Total revenues and cash carry forward	<u>30,013,738</u>			
Expenditures				
Personnel services				
Salaries	10,529,757	6,442,064	4,087,693	61.18%
Benefits	5,676,405	3,866,984	1,809,421	68.12%
Operating Expenditures				
Professional and contractual	820,713	599,922	220,791	73.10%
Travel	106,475	33,007	73,468	31.00%
Communications & freight	143,320	106,948	36,372	74.62%
Utilities, equipment rental, and insurance	281,507	195,693	85,814	69.52%
Repairs and maintenance	694,143	323,229	370,914	46.57%
Other operational and administrative	321,320	173,743	147,577	54.07%
Supplies, tools & small equipment	387,370	237,717	149,653	61.37%
Education and training	133,150	46,943	86,207	35.26%
Capital expenditures	2,104,296	1,378,311	725,985	65.50%
Debt service	<u>162,295</u>	<u>137,284</u>	<u>25,011</u>	84.59%
<b>Total Expenditures</b>	<b>21,360,751</b>	<b>13,541,845</b>	<b>7,818,906</b>	<b>63.40%</b>
Revenues over/(under) expenditures	<u>(953,948)</u>	<u>\$ 6,220,712</u>	<u>\$ 7,174,660</u>	
Fund Balance/Cash Carry Forward	<u>8,652,987</u>			
Total expenditures and reserves	<u>\$ 30,013,738</u>			
		MAY	APRIL	
Cash Balances				
BankUnited - Operating		\$ 315,024	\$ 819,901	
Petty Cash		-	-	
		<u>315,024</u>	<u>819,901</u>	
Investments				
General - SBA - Fund A		13,657,998	14,398,865	
BankUnited Money Market		<u>2,008,314</u>	<u>2,007,889</u>	
		<u>15,666,312</u>	<u>16,406,754</u>	
Total Cash and Investments		<u>\$ 15,981,336</u>	<u>\$ 17,226,655</u>	

Submitted for approval on June 10, 2020

Approved By: \_\_\_\_\_

(Signature)



THIS PAGE INTENTIONALLY  
LEFT BLANK

**Iona McGregor Fire District**  
**Financial Report**  
07/15/2020

<u><b><i>Included Reports (unaudited)</i></b></u>	<u><b><i>Page(s)</i></b></u>
Financial Report Notes	1
Balance Sheet as of June 30, 2020	2
Summary Statement of Activities – General Fund	3
Detailed Statement of Activities – General Fund	4-5
Ad Valorem Tax Analysis	6
Check Register – Month of June 2020	7-9

**IONA MCGREGOR FIRE PROTECTION AND RESCUE SERVICE DISTRICT  
FINANCIAL REPORT NOTES  
BALANCE SHEET AND STATEMENTS OF REVENUES AND EXPENDITURES  
(UNAUDITED)  
For the Nine Months Ended June 30, 2020**

**Notable items on the Balance Sheet:**

Cash and Investments

The rates of return on surplus funds for the month of June were as follows:

0.57% - SBA (Florida PRIME Local Government Investment Pool)

0.43% - BankUnited - Money Market

Liabilities

Liabilities totaling \$65,580 consist of trade accounts payable and amounts withheld from employees' pay for required retirement contributions.

**Notable items on the Statements of Revenues and Expenditures:**

Revenues

- Received approximately \$415,000 in ad valorem tax revenues during the month of June. Through June 30th, we have received 100.2/% of the annual budgeted total.
- Inspection fee receipts during June totaled \$1,670.
- Interest on invested surplus funds totaled \$6,650 for the month of June. The interest rate for the FL PRIME investment pool dropped an additional 20 basis points from the prior month, a decrease of about 26%.

Expenditures

- Paid for annual hose and ladder testing \$5,357
- Paid for interior and mechanics' bay painting for Station #73 - \$20,926
- Purchased 16 sets of ballistic plates & 28 carry bags for vests - \$16,172

Total expenditures reflect 69.14% of budget and are tracking as expected.



IONA MCGREGOR FIRE DISTRICT (IMF)

ASSETS

CASH

Operating Account - BankUnited	\$	804,764.61	
<b>Total CASH:</b>			804,764.61

INVESTMENTS

Investments - SBA		12,413,962.34	
Money Market - BankUnited		2,008,999.17	
<b>Total INVESTMENTS:</b>			14,422,961.51
<b>Total ASSETS:</b>			<u>\$ 15,227,726.12</u>

LIABILITIES

LIABILITIES AND OTHER CREDITS

Accounts Payable		45,001.02	
<b>Total LIABILITIES AND OTHER CREDITS:</b>			45,001.02

ACCRUED EXPENSES

FRS - Employee Contribution - ADMIN		3,834.44	
FRS - Employee Contribution - OPS		16,745.44	
Colonial Insurance - After-Tax		(1.04)	
<b>Total ACCRUED EXPENSES:</b>			20,578.84
<b>Total LIABILITIES:</b>			<u>65,579.86</u>

EQUITY

Prior Year Revenues Over/(Under) Expenditures		2,033,919.18	
Retained Earnings-Current Year		5,417,318.34	
Fund Balance		7,710,908.74	
<b>Total EQUITY:</b>			15,162,146.26
<b>Total LIABILITIES &amp; EQUITY:</b>			<u>\$ 15,227,726.12</u>

**IONA MCGREGOR FIRE PROTECTION AND RESCUE SERVICE DISTRICT**  
**SUMMARY STATEMENT OF ACTIVITIES - GENERAL FUND**  
**For the Nine Months Ended June 30, 2020 (Unaudited)**

Revenues	Amended	Actual	Variance	
	Budget		\$	%
Cash Carry Forward	\$ 9,606,935			
Ad valorem taxes	19,878,190	\$ 19,783,035	\$ (95,155)	99.52%
Permits, Fees & Special Assessments	95,000	48,689	(46,311)	51.25%
Intergovernmental	59,160	109,628	50,468	185.31%
Charges for services	51,000	27,957	(23,043)	54.82%
Interest Check/Demand Accounts	270,000	143,141	(126,859)	53.02%
Miscellaneous	53,453	73,524	20,071	137.55%
Proceeds from debt	-	-	-	N/A
<b>Total Revenues</b>	<b>20,406,803</b>	<b>20,185,974</b>	<b>(220,829)</b>	<b>98.92%</b>

Total revenues and cash carry forward 30,013,738

Expenditures				
Personnel services				
Salaries	10,529,757	7,214,427	3,315,330	68.51%
Benefits	5,676,405	4,095,975	1,580,430	72.16%
Operating Expenditures				
Professional and contractual	820,713	655,086	165,627	79.82%
Travel	106,475	29,234	77,241	27.46%
Communications & freight	143,320	115,794	27,526	80.79%
Utilities, equipment rental, and insurance	281,507	214,833	66,674	76.32%
Repairs and maintenance	694,143	395,814	298,329	57.02%
Other operational and administrative	321,320	204,606	116,714	63.68%
Supplies, tools & small equipment	387,370	275,219	112,151	71.05%
Education and training	133,150	48,643	84,507	36.53%
Capital expenditures	2,104,296	1,381,740	722,556	65.66%
Debt service	162,295	137,284	25,011	84.59%
<b>Total Expenditures</b>	<b>21,360,751</b>	<b>14,768,655</b>	<b>6,592,096</b>	<b>69.14%</b>

Revenues over/(under) expenditures (953,948) \$ 5,417,318 \$ 6,371,266

Fund Balance/Cash Carry Forward 8,652,987

Total expenditures and reserves \$ 30,013,738

	JUNE	MAY
Cash Balances		
BankUnited - Operating	\$ 804,765	\$ 315,024
Petty Cash	-	-
	<u>804,765</u>	<u>315,024</u>
Investments		
General - SBA - Fund A	12,413,962	13,657,998
BankUnited Money Market	2,008,999	2,008,314
	<u>14,422,962</u>	<u>15,666,312</u>
Total Cash and Investments	<u>\$ 15,227,726</u>	<u>\$ 15,981,336</u>

Submitted for approval on July 15, 2020

Approved By: \_\_\_\_\_  
 (Signature)

**IONA MCGREGOR FIRE PROTECTION AND RESCUE SERVICE DISTRICT**  
**DETAILED STATEMENT OF ACTIVITIES - GENERAL FUND**  
**For the Nine Months Ended June 30, 2020 (Unaudited)**

	<u>AMENDED BUDGET</u>	<u>ACTUAL</u>	<u>VARIANCE</u>	
			<u>\$</u>	<u>%</u>
<b>REVENUES</b>				
Cash Carry Forward	\$ 9,606,935			
Ad Valorem Taxes	20,512,690	\$ 20,528,812	\$ 16,122	100.08%
Excess fees	135,000	-	(135,000)	0.00%
Penalties	19,000	20,216	1,216	106.40%
Discounts	(742,500)	(745,253)	(2,753)	100.37%
Refunds Deducted	(50,000)	(25,926)	24,074	51.85%
Ad Valorem Taxes Prior Years	4,000	5,186	1,186	129.65%
Impact Fees	95,000	48,689	(46,311)	51.25%
FEMA Revenue	-	109,628	109,628	N/A
State Firefighter Supplemental	59,160	-	(59,160)	0.00%
Grant Revenue	-	-	-	N/A
Inspection Fees	50,000	25,917	(24,083)	51.83%
CPR - Books & Masks	1,000	2,040	1,040	204.00%
Interest Check/Demand Accounts	270,000	143,141	(126,859)	53.02%
Rents	33,453	33,453	-	100.00%
Sale of Equipment	15,000	21,364	6,364	142.43%
Contributions	5,000	7,156	2,156	143.12%
Miscellaneous	-	11,551	11,551	N/A
Proceeds from Debt	-	-	-	N/A
<b>Total Revenues</b>	<u>20,406,803</u>	<u>20,185,974</u>	<u>(220,829)</u>	<u>98.92%</u>
<b>Total Revenues and Cash Carry Forward</b>	<u>30,013,738</u>			

<b>EXPENDITURES</b>				
<b>Personnel Services</b>				
Salaries - Commissioners	30,000	22,500	7,500	75.00%
Salaries - ADM	1,726,288	1,248,716	477,572	72.34%
Salaries - OPS	6,948,087	4,858,882	2,089,205	69.93%
Salaries - FLSA	541,336	381,366	159,970	70.45%
Salaries - Sick Pay - ADM	99,591	-	99,591	0.00%
Salaries - Sick Pay - OPS	248,832	9,895	238,937	3.98%
Salaries - Holiday Pay	133,472	83,612	49,860	62.64%
Salaries - Out of Class Pay	55,000	20,196	34,805	36.72%
Salaries - One Time Payouts - ADM	39,997	32,676	7,321	81.70%
Salaries - One Time Payouts - OPS	91,548	15,886	75,662	17.35%
Salaries - Clothing and Uniform Allowance	3,200	-	3,200	0.00%
Salaries - Ins Deductible & Subsidy- ADM	-	2,190	(2,190)	N/A
Salaries - Ins Deductible & Subsidy- OPS	47,236	30,709	16,527	65.01%
Salaries - Phone Allowance	13,080	9,000	4,080	68.81%
Salaries - ER H.S.A Contribution - ADM	48,000	45,000	3,000	93.75%
Salaries - ER H.S.A. Contribution - OPS	239,500	252,500	(13,000)	105.43%
Salaries - Overtime Staffing - ADM	7,504	1,851	5,653	24.66%
Salaries - Overtime Staffing - OPS	118,654	110,485	8,169	93.12%
Salaries - Overtime Training - OPS	79,272	43,333	35,939	54.66%
Salaries - Overtime USAR/Strike Teams - ADM	-	-	-	N/A
Salaries - Overtime USAR/Strike Teams - OPS	-	-	-	N/A
Salaries - State Education ADM	13,800	12,330	1,470	89.35%
Salaries - State Education OPS	45,360	33,300	12,060	73.41%
Social Security Taxes - ADM/Commissioners	107,708	73,493	34,215	68.23%
Social Security Taxes - OPS	509,646	336,452	173,194	66.02%
Medicare Taxes - ADM/Commissioners	27,624	18,930	8,694	68.53%
Medicare Taxes - OPS	119,732	79,160	40,572	66.11%
Retirement - ADM	356,893	219,679	137,214	61.55%
Retirement - OPS	1,938,223	1,187,779	750,444	61.28%
Veba Plan Contribution - ADM	89,057	88,416	641	99.28%
Veba Plan Contribution - OPS	411,981	409,109	2,872	99.30%
Health Insurance - ADM	557,580	423,911	133,669	76.03%
Health Insurance - OPS	1,294,056	981,170	312,887	75.82%
Health Insurance - Admin Contribution	(14,858)	(11,002)	(3,856)	74.05%
Health Insurance - OPS Contribution	(76,156)	(58,812)	(17,344)	77.23%
Health Insurance - Retiree Contribution	(306,984)	(246,239)	(60,745)	80.21%
Employee Insurance - Other - ADM	80,634	63,352	17,282	78.57%
Employee Insurance - Other - OPS	266,340	212,777	53,563	79.89%
Workers Compensation Insurance - ADM	41,552	41,949	(397)	100.96%
Workers Compensation Insurance - OPS	273,377	275,850	(2,473)	100.90%
<b>Total Personnel Services</b>	<u>16,206,162</u>	<u>11,310,402</u>	<u>4,895,760</u>	<u>69.79%</u>

**IONA MCGREGOR FIRE PROTECTION AND RESCUE SERVICE DISTRICT**  
**DETAILED STATEMENT OF ACTIVITIES - GENERAL FUND**  
**For the Nine Months Ended June 30, 2020 (Unaudited)**

	AMENDED BUDGET	ACTUAL	VARIANCE	
			\$	%
<b>Operating Expenditures</b>				
Legal	60,000	26,509	33,491	44.18%
Computer Support Services	35,000	23,220	11,780	66.34%
Other Professional	104,800	28,541	76,259	27.23%
Audit and Accounting	35,000	35,000	-	100.00%
Tax Collector's Commission	400,500	397,500	3,000	99.25%
Property Appraiser's Commission	138,697	125,248	13,449	90.30%
Custodial & Janitorial Services	33,860	15,818	18,042	46.72%
Other Services - MVR Review	12,856	3,249	9,607	25.28%
Travel and Per Diem	106,475	29,234	77,241	27.46%
Telephones	86,400	67,360	19,040	77.96%
Wireless User Fee	52,720	46,360	6,360	87.94%
High Speed Internet Connect	2,100	633	1,467	30.14%
Freight & Postage	2,100	1,440	660	68.57%
Water	13,300	6,986	6,314	52.53%
Electricity	62,125	24,669	37,456	39.71%
Cable Television	3,611	2,704	907	74.88%
Garbage	12,035	8,045	3,990	66.85%
Propane	8,805	3,270	5,535	37.14%
Equipment Rentals & Leases	46,631	34,528	12,103	74.05%
Insurance	135,000	134,631	369	99.73%
Equipment Maintenance	97,000	32,112	64,888	33.11%
Building Maintenance	426,139	233,769	192,370	54.86%
Vehicle Maintenance	171,004	129,933	41,071	75.98%
Promotional Activities	33,200	14,047	19,153	42.31%
Promotional Activities - ADM	5,000	5,870	(870)	117.40%
Turnout Gear	111,620	46,953	64,667	42.07%
Capital Outlay under \$1,000	42,200	60,983	(18,783)	144.51%
Annual Medical Exams/Wellness	50,000	49,777	223	99.55%
Legal Advertising	3,000	189	2,811	6.29%
Hiring Costs	22,500	4,400	18,100	19.56%
Uniforms	45,800	16,836	28,964	36.76%
Office Supplies	8,000	5,551	2,449	69.39%
Fuel	90,000	44,023	45,977	48.91%
Janitorial Supplies	27,600	18,430	9,170	66.78%
Medical Supplies	63,615	44,693	18,922	70.26%
Other Operating Supplies	77,675	37,787	39,888	48.65%
Memberships, Publications & Subscriptions	128,480	130,286	(1,806)	101.41%
Educational Reimbursement	53,520	18,250	35,270	34.10%
Training	79,630	30,393	49,237	38.17%
<b>Total Operating</b>	<b>2,887,998</b>	<b>1,939,229</b>	<b>948,769</b>	<b>67.15%</b>
<b>Capital Outlay</b>				
Buildings	-	-	-	N/A
Equipment	269,400	78,325	191,075	29.07%
Vehicles	1,834,896	1,303,415	531,481	71.03%
<b>Total Capital Outlay</b>	<b>2,104,296</b>	<b>1,381,740</b>	<b>722,556</b>	<b>65.66%</b>
<b>Debt Service</b>				
Principal	156,354	132,196	24,158	84.55%
Interest	5,941	5,088	853	85.64%
<b>Total Debt Service</b>	<b>162,295</b>	<b>137,284</b>	<b>25,011</b>	<b>84.59%</b>
<b>Total Expenditures</b>	<b>21,360,751</b>	<b>14,768,655</b>	<b>6,592,096</b>	<b>69.14%</b>
Revenues over Expenditures		<b>\$ 5,417,318</b>		
<b>Reserves</b>				
Assigned:				
Operating Expenditures Oct - Dec	4,748,130			
Hurricane/Disaster	2,374,065			
Capital (Facilities, Apparatus, Equipment)	1,000,000			
Health Insurance (Level Funding Reserve)	500,000			
Unassigned:				
General Operating	30,792			
<b>Total Reserves</b>	<b>8,652,987</b>			
<b>Total Expenditures and Reserves</b>	<b>\$ 30,013,738</b>			

<b>IONA MCGREGOR FIRE DISTRICT</b> <b>2019 - 2020 FISCAL YEAR</b> <b>Ad Valorem Tax Revenues to Date</b>						
<b>Date Received</b>	<b>Taxes</b>	<b>Interest</b>	<b>Discounts</b>	<b>Commissions</b>	<b>Other *</b>	<b>Net Amount Remitted by the Tax Collector</b>
11/15/2019	\$ 382,455.01	\$ -	\$ 17,062.60	\$ 8,545.04	\$ 964.77	\$ 357,812.14
11/29/2019	5,063,124.40	-	202,380.52	97,236.50	(5,286.34)	4,758,221.04
12/16/2019	10,534,613.88	-	421,264.33	202,340.24	1,397.64	9,912,406.95
12/30/2019	1,608,006.66	-	60,453.82	31,102.74	5,674.04	1,522,124.14
1/15/2020	767,223.73	-	23,134.41	14,891.32	(237.78)	728,960.22
2/14/2020	706,734.23	-	16,826.61	13,820.99	(572.99)	675,513.64
3/13/2020	328,771.11	-	3,706.83	6,515.23	348.62	318,897.67
4/15/2020	486,038.91	-	424.08	9,715.28	(1,213.85)	474,685.70
5/15/2020	243,354.50	-	-	4,910.40	(8,155.12)	230,288.98
6/15/2020	408,489.82	-	0.01	8,422.01	6,556.69	406,624.49
	-	-	-	-	-	-
	-	-	-	-	-	-
	-	-	-	-	-	-
	-	-	-	-	-	-
	-	-	-	-	-	-
	-	-	-	-	-	-
	<u>\$20,528,812.25</u>	<u>\$ -</u>	<u>\$ 745,253.21</u>	<u>\$ 397,499.75</u>	<u>\$ (524.32)</u>	<u>\$ 19,385,534.97</u>

\* Note - The "other" column includes prior year taxes, penalties, refunds, corrections, interest and other costs.

<b>CURRENT AND LAST 5 FISCAL YEARS COLLECTION ANALYSIS</b> <b>As of June 30, of each year</b>				
<b>Fiscal Year</b>		<b>Revenue</b>	<b>Discounts</b>	<b>Commissions</b>
2020	Budget	20,485,690	742,500	400,500
	Actual	20,528,288	745,253	397,500
		100.21%	100.37%	99.25%
2019	Budget	20,352,023	732,000	395,000
	Actual	20,190,107	727,115	391,950
		99.20%	99.33%	99.23%
2018	Budget	19,193,971	690,000	383,000
	Actual	18,951,199	685,383	367,737
		98.74%	99.33%	96.01%
2017	Budget	18,354,838	645,000	359,000
	Actual	18,269,930	660,328	354,345
		99.54%	102.38%	98.70%
2016	Budget	17,185,982	600,000	335,000
	Actual	17,118,579	615,244	331,553
		99.61%	102.54%	98.97%
2015	Budget	16,336,286	570,000	315,000
	Actual	16,195,431	576,570	313,777
		99.14%	101.15%	99.61%

**Check History Report**  
**Sorted By Check Number**  
**Activity From: 6/1/2020 to 6/30/2020**

**IONA MCGREGOR FIRE DISTRICT (IMF)**

Bank Code: B BANKUNITED - OPERATING

Check Number	Check Date	Vendor Number	Name	Check Amount	Check Type
019685	6/5/2020	ACTION	ACTION AUTOMATIC DOOR CO.	1,592.20	Auto
019686	6/5/2020	CINTAS	CINTAS CORPORATION #294	92.32	Auto
019687	6/5/2020	CRS	CRS TECHNOLOGY	2,400.00	Auto
019688	6/5/2020	DINGLE	SCOTT DINGLE	300.00	Auto
019689	6/5/2020	EMERG	EMERGENCY MEDICAL SERVICES	1,575.00	Auto
019690	6/5/2020	FMPG	FORT MYERS PLUMBING & GAS LLC	3,139.00	Auto
019691	6/5/2020	FPL5324	FL POWER & LIGHT CO.	438.00	Auto
019692	6/5/2020	FPL6245	FL POWER & LIGHT CO.	432.80	Auto
019693	6/5/2020	GAVINS	GAVIN'S ACE HARDWARE	82.60	Auto
019694	6/5/2020	GFOA	GOVT FINANCE OFFICERS ASSOC	160.00	Auto
019695	6/5/2020	GRALEY	GRALEY MECHANICAL, INC.	150.00	Auto
019696	6/5/2020	GROUND	GROUND EFFECTS	1,075.00	Auto
019697	6/5/2020	HULETT	HULETT ENVIRONMENTAL SERVICES	168.00	Auto
019698	6/5/2020	INSIGHT	INSIGHT PUBLIC SECTOR	2,467.50	Auto
019699	6/5/2020	JANPRO	JAN-PRO CLEANING SYSTEMS OF SWFL	640.00	Auto
019700	6/5/2020	KILLER	KILLER WRAPS LLC	550.00	Auto
019701	6/5/2020	LMHS	LEE MEMORIAL HEALTH SYSTEM	65.00	Auto
019702	6/5/2020	LONGSWO	LONGSWORTH COMFORT AIR LLC	1,389.00	Auto
019703	6/5/2020	LOWES	LOWE'S	141.00	Auto
019704	6/5/2020	MARCADI	MARCADIS SINGER, PA TRUST ACCOUNT	233.70	Auto
019705	6/5/2020	MARINE	MARINEMAX	2,044.64	Auto
019706	6/5/2020	MES	MUNICIPAL EMERGENCY SVCS, INC.	3,202.85	Auto
019707	6/5/2020	NAFECO	NAFECO	3,667.32	Auto
019708	6/5/2020	NEWSLEG	THE NEWS PRESS	8.80	Auto
019709	6/5/2020	OFFPRID	OFFICE PRIDE COMMERCIAL CLEANING SVCS	1,047.83	Auto
019710	6/5/2020	PGIT	PREFERRED GOVERNMENTAL INS TRUST	25,809.36	Auto
019711	6/5/2020	PRINCIP	PRINCIPAL LIFE INSURANCE CO	14,206.65	Auto
019712	6/5/2020	PROCHIL	DOMENICO PROCHIL	150.00	Auto
019713	6/5/2020	RICOH	RICOH USA, INC.	129.38	Auto
019714	6/5/2020	RYAN	RYAN PETROLEUM	3,177.41	Auto
019715	6/5/2020	SOUTH	SOUTH FL EMERGENCY VEHICLES	6,937.39	Auto
019716	6/5/2020	TUSCAN	TUSCAN & COMPANY, PA	2,600.00	Auto
019717	6/5/2020	UPS	UNITED PARCEL SERVICE	15.50	Auto
019718	6/5/2020	VALVO	SUNSHINE LUBES LLC	89.23	Auto
019719	6/5/2020	VFIS	VFIS	9,204.00	Auto
019720	6/5/2020	VICKERS	VICKERS FOOD EQUIPMENT	351.60	Auto
019721	6/12/2020	AD	ADVANCED DISPOSAL-FT MYERS	811.16	Auto
019722	6/12/2020	ADVLED	ADVANCED LED SYSTEMS, LLC	1,954.80	Auto
019723	6/12/2020	AIRGAS	AIRGAS	785.30	Auto
019724	6/12/2020	BARBER	TERENCE BARBER	150.00	Auto
019725	6/12/2020	BEACH F	BEACH FENDER MENDER	831.09	Auto
019726	6/12/2020	BENNETT	BENNETT FIRE PRODUCTS CO, INC	50.00	Auto
019727	6/12/2020	BLANDON	DANIEL BLANDON	150.00	Auto
019728	6/12/2020	CINTAS	CINTAS CORPORATION #294	92.32	Auto
019729	6/12/2020	CRS	CRS TECHNOLOGY	125.00	Auto
019730	6/12/2020	FICPA	FL INSTITUTE OF CPA'S	345.00	Auto
019731	6/12/2020	FILIPAN	DIANA HERNDEN	24.00	Auto
019732	6/12/2020	FMPG	FORT MYERS PLUMBING & GAS LLC	4,312.50	Auto
019733	6/12/2020	KEEGAN	ZACHARY KEEGAN	150.00	Auto
019734	6/12/2020	LEESAR	LEESAR INC	129.39	Auto
019735	6/12/2020	LOWES	LOWE'S	5.77	Auto
019736	6/12/2020	MARINE	MARINEMAX	161.14	Auto
019737	6/12/2020	MCKESS	McKESSON MEDICAL SURGICAL	492.33	Auto
019738	6/12/2020	MES	MUNICIPAL EMERGENCY SVCS, INC.	1,842.01	Auto

**Check History Report**  
**Sorted By Check Number**  
**Activity From: 6/1/2020 to 6/30/2020**

**IONA MCGREGOR FIRE DISTRICT (IMF)**

**Bank Code: B BANKUNITED - OPERATING**

Check Number	Check Date	Vendor Number	Name	Check Amount	Check Type
019739	6/12/2020	NAFECO	NAFECO	649.04	Auto
019740	6/12/2020	NPR	NPR GRAPHICS	907.00	Auto
019741	6/12/2020	OFFICE	OFFICE DEPOT BUSINESS ACCOUNT	287.27	Auto
019742	6/12/2020	PURCHAS	PURCHASE POINT EQUIPMENT SUPPLY LLC	1,060.00	Auto
019743	6/12/2020	QUAD	QUADMED, INC.	209.04	Auto
019744	6/12/2020	SOUTH	SOUTH FL EMERGENCY VEHICLES	935.15	Auto
019745	6/12/2020	ULINE	ULINE, INC	318.10	Auto
019746	6/19/2020	ARMCHEM	ARMCHEM INTERNATIONAL	600.00	Auto
019747	6/19/2020	BOULEVA	BOULEVARD TIRE CENTER	349.32	Auto
019748	6/19/2020	CARTERS	CARTERSON PUBLIC SAFETY GROUP, INC.	200.00	Auto
019749	6/19/2020	CORPORA	CORPORATE BILLING, INC	608.39	Auto
019750	6/19/2020	CROWN	CROWN INFORMATION MANAGEMENT	25.00	Auto
019751	6/19/2020	FNG	FLORIDA NATURAL GAS	6.92	Auto
019752	6/19/2020	FPL8590	FL POWER & LIGHT CO.	507.78	Auto
019753	6/19/2020	GAVINS	GAVIN'S ACE HARDWARE	2.00	Auto
019754	6/19/2020	HULETT	HULETT ENVIRONMENTAL SERVICES	312.00	Auto
019755	6/19/2020	INST	INSTITUTIONAL BEDZ LLC	2,005.00	Auto
019756	6/19/2020	LEESAR	LEESAR INC	1,060.53	Auto
019757	6/19/2020	MARCADI	MARCADIS SINGER, PA TRUST ACCOUNT	233.70	Auto
019758	6/19/2020	NOEL	NOEL PAINTING OF THE USA, LLC	20,926.00	Auto
019759	6/19/2020	PROCHIL	DOMENICO PROCHIL	300.00	Auto
019760	6/19/2020	RICOH	RICOH USA, INC.	420.36	Auto
019761	6/19/2020	SOUTH	SOUTH FL EMERGENCY VEHICLES	5,496.04	Auto
019762	6/19/2020	STREAM	STREAMLIGHT, INC.	29.57	Auto
019763	6/30/2020	ACTION	ACTION AUTOMATIC DOOR CO.	370.00	Auto
019764	6/30/2020	ALERTAL	ALERT-ALL CORP	2,770.00	Auto
019765	6/30/2020	BENNETT	BENNETT FIRE PRODUCTS CO, INC	854.00	Auto
019766	6/30/2020	BOULEVA	BOULEVARD TIRE CENTER	993.80	Auto
019767	6/30/2020	BUCK	BUCKEYE CLEANING CENTER	1,152.91	Auto
019768	6/30/2020	CINTAS	CINTAS CORPORATION #294	92.32	Auto
019769	6/30/2020	COMPRES	COMPRESSED AIR SUPPLIES & EQUIPMENT, INC	2,897.00	Auto
019770	6/30/2020	COSTCO	COSTCO WHOLESALE	60.00	Auto
019771	6/30/2020	COVENAN	COVENANT HOME HEALTH CARE	55.00	Auto
019772	6/30/2020	CRYSTAL	CRYSTAL SPRINGS	25.23	Auto
019773	6/30/2020	DUO	DUO-SAFETY LADDER CORP	106.85	Auto
019774	6/30/2020	EMP	EMERGENCY MEDICAL PRODUCTS	122.86	Auto
019775	6/30/2020	FILIPAN	DIANA HERNDEN	714.98	Auto
019776	6/30/2020	FMPG	FORT MYERS PLUMBING & GAS LLC	2,910.00	Auto
019777	6/30/2020	FPL0598	FL POWER & LIGHT CO.	1,463.94	Auto
019778	6/30/2020	FPL3327	FL POWER & LIGHT CO.	11.86	Auto
019779	6/30/2020	FPL5324	FL POWER & LIGHT CO.	533.19	Auto
019780	6/30/2020	FPL6245	FL POWER & LIGHT CO.	685.23	Auto
019781	6/30/2020	GAVINS	GAVIN'S ACE HARDWARE	69.37	Auto
019782	6/30/2020	HINTON	DAVID HINTON	150.00	Auto
019783	6/30/2020	KEEGAN	ZACHARY KEEGAN	150.00	Auto
019784	6/30/2020	LONGSWO	LONGSWORTH COMFORT AIR LLC	350.00	Auto
019785	6/30/2020	LOWES	LOWE'S	130.64	Auto
019786	6/30/2020	MARINE	MARINEMAX	736.13	Auto
019787	6/30/2020	MES	MUNICIPAL EMERGENCY SVCS, INC.	428.50	Auto
019788	6/30/2020	NAFECO	NAFECO	390.30	Auto
019789	6/30/2020	NOEL	NOEL PAINTING OF THE USA, LLC	1,325.00	Auto
019790	6/30/2020	OFFICE	OFFICE DEPOT BUSINESS ACCOUNT	129.99	Auto
019791	6/30/2020	PAPYRUS	PAPYRUS DOCUMENT & DESIGN, LLC	180.00	Auto
019792	6/30/2020	PHARMA	PHARMALINK, INC.	499.00	Auto

Check History Report  
Sorted By Check Number  
Activity From: 6/1/2020 to 6/30/2020

IONA MCGREGOR FIRE DISTRICT (IMF)

Bank Code: B BANKUNITED - OPERATING

Check Number	Check Date	Vendor Number	Name	Check Amount	Check Type
019793	6/30/2020	PRIN VI	PRINCIPAL LIFE - VISION	916.64	Auto
019794	6/30/2020	PRINCIP	PRINCIPAL LIFE INSURANCE CO	13,852.40	Auto
019795	6/30/2020	PRINGLE	RICHARD W. PRINGLE, P.A.	12,562.50	Auto
019796	6/30/2020	QUAD	QUADMED, INC.	880.00	Auto
019797	6/30/2020	RYAN	RYAN PETROLEUM	2,649.51	Auto
019798	6/30/2020	SARLO	SARLO POWER MOWERS,INC	188.55	Auto
019799	6/30/2020	SOUTH	SOUTH FL EMERGENCY VEHICLES	1,075.40	Auto
019800	6/30/2020	STAND	STANDARD INSURANCE CO.	12,472.25	Auto
019801	6/30/2020	SURVIVA	SURVIVAL ARMOR, INC.	16,172.00	Auto
019802	6/30/2020	SWI	SAFEWARE INC	519.00	Auto
019803	6/30/2020	VALVO	SUNSHINE LUBES LLC	65.43	Auto
019804	6/30/2020	WATERCF	WATERWAY OF CENTRAL FL LLC	5,356.80	Auto
W00386	6/1/2020	LOCUMS	LOCUMS DOC, INC	2,083.33	Wire Transfer
W00387	6/5/2020	BU9855	CARDMEMBER SERVICE	1,588.29	Wire Transfer
W00388	6/8/2020	NEWS	NEWS-PRESS MEDIA GROUP	304.48	Wire Transfer
W00389	6/10/2020	CABLE1	COMCAST CABLEVISION	27.96	Wire Transfer
W00390	6/10/2020	CABLE2	COMCAST CABLEVISION	62.91	Wire Transfer
W00391	6/10/2020	CABLE3	COMCAST CABLEVISION	41.94	Wire Transfer
W00392	6/10/2020	CABLE4	COMCAST CABLEVISION	97.86	Wire Transfer
W00393	6/17/2020	CABLE5	COMCAST CABLEVISION	69.75	Wire Transfer
W00394	6/19/2020	CIGNA	CIGNA HEALTHCARE	155,829.96	Wire Transfer
W00395	6/9/2020	SAGE IN	SAGE SOFTWARE INC	399.00	Wire Transfer
W00396	6/22/2020	ENTERPR	ENTERPRISE FM TRUST	3,139.86	Wire Transfer
W00397	6/18/2020	LCU	LEE COUNTY UTILITIES	906.29	Wire Transfer
W00398	6/24/2020	VERIZON	VERIZON	1,217.48	Wire Transfer
W00399	6/23/2020	MICROSO	MICROSOFT CORPORATION	1,116.00	Wire Transfer
W00400	6/29/2020	T3	T3 COMMUNICATIONS, INC.	7,479.97	Wire Transfer
W00401	6/29/2020	TECO	TECO	34.12	Wire Transfer
W00402	6/26/2020	COLLIFE	COLONIAL LIFE PREMIUM PROCESSING	4,493.26	Wire Transfer
Bank B Total:				405,554.14	
Report Total:				405,554.14	



**BOARD MEETING AGENDA ITEM SUMMARY**Board Meeting Date: 07/15/2020

(Select All that Apply)

☐

Decision Making Agenda Item

☒

Discussion Purposes Only Agenda Item

☐

Walk On Agenda Item

**SUBJECT:**

DR-420

**PERSON(S) MAKING SUBMITTAL OF AGENDA ITEM:**

Chief Howard, CFO Winzenread

**BACKGROUND/DETAIL OF AGENDA ITEM:**

Completion and filing of DR-420 is an annual requirement in the budget process. CFO Winzenread has prepared a preliminary form containing a proposed tentative millage at 2.5000 and a tentative budget hearing of Wednesday, September 16, 2020 beginning at 5:05pm.

**BUDGET IMPACT: Yes / No / Unknown – If Yes, how much? From where?**

No impact

**REQUESTED BOARD ACTION:**

Request Board authorize the filing of DR-420 as presented



# **BOARD MEETING AGENDA ITEM SUMMARY**

**Board Meeting Date:** 07/15/2020

(Select All that Apply)

☐ **Decision Making Agenda Item**

☒ **Discussion Purposes Only Agenda Item**

☐ **Walk On Agenda Item**

**SUBJECT:**

Medical Insurance Renewal

**PERSON(S) MAKING SUBMITTAL OF AGENDA ITEM:**

Chief Howard, CFO Winzenread

**BACKGROUND/DETAIL OF AGENDA ITEM:**

A preliminary insurance renewal meeting was held with Gehring Group to discuss utilization and anticipated renewal rates.

**BUDGET IMPACT: Yes / No / Unknown – If Yes, how much? From where?**

Possible

**REQUESTED BOARD ACTION:**

Looking for Board direction on group medical insurance plan.

**BOARD MEETING AGENDA ITEM SUMMARY**Board Meeting Date: 07/15/2020(Select All that Apply) ☒ Decision Making Agenda Item☐ Discussion Purposes Only Agenda Item☐ Walk On Agenda Item**SUBJECT:**

Surplus Items

**PERSON(S) MAKING SUBMITTAL OF AGENDA ITEM:**

Chief Howard and CFO Winzenread

**BACKGROUND/DETAIL OF AGENDA ITEM:**

We have obsolete, unused extrication equipment we wish surplus and properly dispose of.

**BUDGET IMPACT: Yes / No / Unknown – If Yes, how much? From where?**

No

**REQUESTED BOARD ACTION:**

It is desired that the Board approve the deeming of the submitted extrication equipment as surplus and allow the Chief and/or his designee to dispose of the property in accordance with Florida Statute 274.06.

# **SURPLUS ITEMS - JULY 2020**

<b>TAG NO.</b>	<b>DESCRIPTION</b>	<b>IN-SERVICE DATE</b>	<b>CONDITION</b>	<b>ESTIMATED VALUE</b>
00437	JAWS - Power Unit	07/18/2005	Obsolete/Not Used	<\$800
00439	JAWS - Spreader	07/18/2005	Obsolete/Not Used	<\$600
00977	JAWS - Ram - 20 in	07/18/2005	Obsolete/Not Used	<\$600
00441	JAWS - RAM 50 in	07/18/2005	Obsolete/Not Used	<\$800
00443	JAWS - Cutter	07/18/2005	Obsolete/Not Used	<\$800
00562	JAWS - Power Unit	07/18/2005	Obsolete/Not Used	<\$800
00447	JAWS - Cutter	07/18/2005	Obsolete/Not Used	<\$800
00450	JAWS - Ram 50 in	07/18/2005	Obsolete/Not Used	<\$800
00696	JAWS - Power Unit	07/23/2009	Obsolete/Not Used	<\$800
00697	JAWS - Spreader 28 in S/N SL281693	07/23/2009	Obsolete/Not Used	<\$600
00698	JAWS - Cutter 28 in S/N SLC271477	07/23/2009	Obsolete/Not Used	<\$800
00968	JAWS - Ram 50 in S/N TR2087	07/23/2009	Obsolete/Not Used	<\$800
00700	JAWS - RAM 20 in S/N R201921	07/23/2009	Obsolete/Not Used	<\$600
00794	JAWS - Spreader 28 in	09/30/2012	Obsolete/Not Used	<\$800

Approved by: \_\_\_\_\_ Date: \_\_\_\_\_



# IONA-MCGREGOR FIRE DISTRICT

## Executive Report

---

### Executive Summary/July 2020:

#### GENERAL:

- Staff participated in training for writing the initial components of the Community Risk Assessment and Standards of Cover document. Research and writing to develop this document has begun.
- We have made conditional job offers to 8 new firefighters. Their pre-employment screening is in process and the orientation is scheduled to begin August 3<sup>rd</sup>.
- We continue to work with partnering agencies in coordinating response efforts to keep personnel and citizens safe during the global pandemic.

#### OPERATIONS:

- We continue to weather some staffing challenges presented by COVID, but maintain steady in our efforts.
- We have one probationary firefighter with conclusion of the 1<sup>st</sup> year of employment this month.
- Eight (8) new employees will be stationed across 3 shifts after conclusion of their orientation training (1<sup>st</sup> half August)
- Two (2) of our long-time employees (Gregory Rawls & Mitch Rabenbauer) have worked their last shift and we wish them a happy retirement.
- Our recent dry spell has taken us a few steps backwards with brush fire potential, but hopefully the typical summer rain patterns will become consistent.
- We continue to maintain a state of readiness as we start to approach the more active portion of hurricane season.

#### LOGISTICS:

- Training tower exterior stair replacement has been completed.
- Training tower exterior lighting to be replaced this month.
- Notice of Commencement for work on 72 and 73 bathrooms has been signed.

- Exterior signage on 71, 72, 73, and 75 to be replaced this month.
- Jet Dock repair scheduled for July 20 & 21
- Donation to Vo-Tech – most large equipment picked up. Waiting on scheduled pickup of racks and Conex.

## **PREVENTION:**

**Date: July 2020**

---

INSPECTION VOLUME:	524
VIOLATIONS CLEARED: past year to date	626 of 627
% OF MANDATED INSPECTIONS AVERAGE:	99%
CPR / AED CLASSES:	1
CHILD PASSENGER SAFETY:	0
PUBLIC EDU. EVENT(S):	0
EAP PRESENTATIONS:	0
FIRE INVESTIGATIONS:	1

---


## **SUPERVISOR'S SUMMARY:**

- Megan did a “Virtual Tour” this month. Set up an online meeting with the public and one of our Lieutenants – thinking out of the box!

## **TRAINING/EMS:**

- Received and Distributed Level IV Body Armor- All Iona Front Line apparatus are equipped with Body Armor
- Continue to Supply and Distribute PPE for COVID-19
- The Division Continues to manage COVID Exposures and infections of our employees
  - We have had 3 positive COVID Cases and have quarantined 20 employees.

- Monthly Technical Rescue Team Training Was Conducted
- Vehicle extrication Training was made up for those who missed it at the being of the month.
- In an abundance of caution, multicompany training has been cancelled to prevent the spread of COVID.







Previous Month ▾

Jun 1, 2020 - Jun 30, 2020 ▾

62%

**FIRE**  
Percentage of Total Incidents

38%


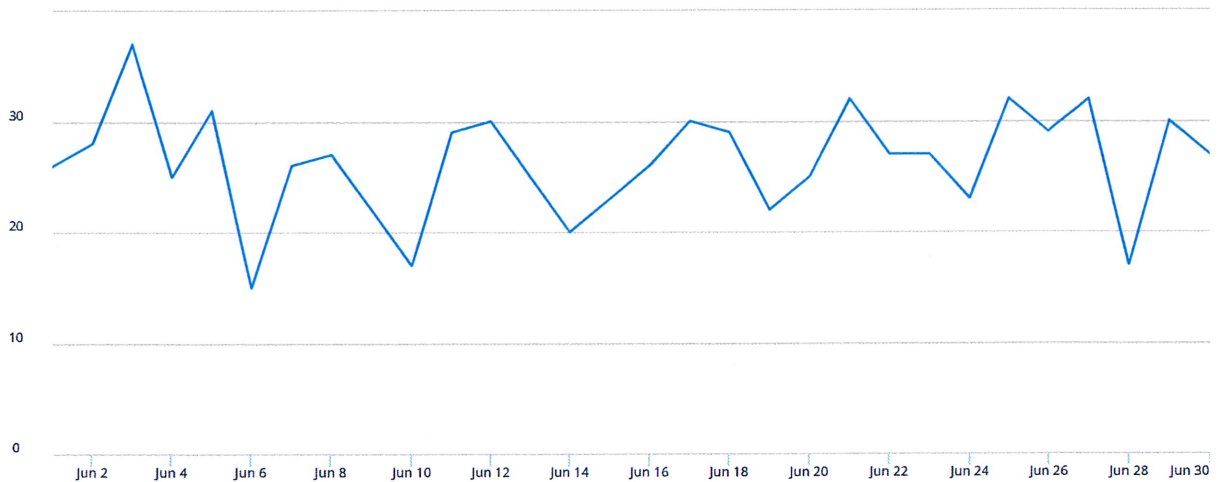
**EMS**  
Percentage of Total Incidents

789

**INCIDENTS**  
In Selected Time Slice

30

**DAYS**  
In Selected Time Slice



Counts

% Rows

% Columns

% All

Week Ending	6/7/20	6/14/20	6/21/20	6/28/20	7/5/20	7/12/20	7/19/20	7/26/20	8/2/20	8/9/20	8/16/20	8/23/20	8/30/20	Total
(10) Fire, other	1													1
(11) Structure Fire	1	1												2
(13) Mobile property (vehicle) fire			1											1
(14) Natural vegetation fire				1										1
(15) Outside rubbish fire			1											1
(16) Special outside fire		1												1
(22) Overpressure rupture from air or gas (no fire)			1											1
(24) Explosion (no fire)			1											1
(25) Excessive heat, scorch burns with no ignition			1											1
(30) Rescue, emergency medical call (EMS), other		3	2	1	1									7
(31) Medical assist	27	14	21	13	6									81
(32) Emergency medical service (EMS) incident	49	53	53	47	13									215
(35) Extrication, rescue	1		1	1										3
(36) Water or ice-related rescue	1		1											2



Week Ending	6/7/20	6/14/20	6/21/20	6/28/20	7/5/20	7/12/20	7/19/20	7/26/20	8/2/20	8/9/20	8/16/20	8/23/20	8/30/20	Total
(41) Combustible/f.. spills & leaks		1												1
(44) Electrical wiring/equipm. problem	4	1		1										6
(50) Service call, other	2	1		1										4
(51) Person in distress	1			1										2
(52) Water problem		1												1
(53) Smoke, odor problem			1											1
(55) Public service assistance	17	24	21	20	8									90
(57) Cover assignment, standby at fire station, move-up	1													1
(60) Good intent call, other		1												1
(61) Dispatched and canceled en route	65	64	67	87	26									309
(62) Wrong location, no emergency found			2	1	1									4
(65) Steam, other gas mistaken for smoke			1											1
(70) False alarm and false call, other	4	3		1										8
(73) System or detector malfunction	7		4	6	1									18
(74) Unintentional system/detect... operation (no fire)	7	2	8	5	1									23
UNK				1										1
Total	188	170	187	187	57									789



## IAFF Local 1826

### Southwest Florida Professional Fire Fighters & Paramedics District 7 Monthly Report

---

Meeting Date: 07/15/2020

#### General Information Update:

Nothing to report.

Brian Tansey, DVP



## IAFF Local 1826

### Southwest Florida Professional Fire Fighters & Paramedics District 25 Monthly Report

---

Meeting Date: 07/15/2020

#### General Information Update:

There is nothing to report.

Marc Mascarelli  
DVP - District 25