

Iona McGregor Fire District Board of Fire Commissioners Agenda
May 20, 2020
6:00 PM

Meeting call to order

Roll Call of Commissioners

Opening Prayer and Pledge of Allegiance

Amendments to the Meeting Agenda

Public Input on Business Agenda Items

Public Recognition

Business Agenda Items (Agenda Items Requiring Action)

- 1) Meeting Minutes – April 15, 2020
- 2) Financial Report – April 2020
- 3) Audit Presentation
- 4) Commission Election
- 4) Surplus Item
- 5) Codification Resolution (For Discussion Only)
- 6) Executive Report
- 7) Attorney Report
- 8) DVP Reports – Districts 7 & 25

Public Input on Non-Business Agenda Items

Commissioner Comments

Adjournment

Iona McGregor Fire District Board of Fire Commissioners Meeting
April 15, 2020
6:00 PM

Meeting called to order at 6:00 pm

Roll Call of Commissioners –

Present are Commissioner Louwers, Treasurer Langford, Secretary Andersen, and Chair Walker; Vice Chair Barbosa attended via telephone

Opening Prayer and Pledge of Allegiance observed

Amendments to the Meeting Agenda – none

Public Input on Business Agenda Items – none

Public Recognition – none

Business Agenda Items (Agenda Items Requiring Action)

1) Meeting Minutes – February 19, 2020

Motion (5699) to approve minutes of February 19, 2020 made by Commissioner Andersen, second Commissioner Langford... carried.

2) Financial Report – February 2020 & March 2020

CFO Winzenread summarized financial reports for Board as requested by Chair. Following review, **motion** (5700) to approve financial reports of February and March 2020 made by Commissioner Walker, second by Commissioner Andersen. Chair requested roll vote:

Commissioner Walker - yes
Commissioner Andersen - yes
Commissioner Langford - yes
Commissioner Louwers - yes
Commissioner Barbosa – yes

3) Certificate of Need (COPCN) renewal

Chief informed that this is an ongoing process to allow us to provide ALS care.

Motion (5701) to authorize renewal of COPCN and execution of necessary documents made by Commissioner Langford, second offered by Commissioner Louwers...

Roll vote –

Commissioner Walker - yes
Commissioner Andersen - yes
Commissioner Langford - yes
Commissioner Louwers - yes
Commissioner Barbosa – yes

4) Surplus Item

Motion (5702) to deem items presented as surplus and authorize Chief to dispose of in accordance with Florida Statute 274.06 made by Commissioner Louwers, second Commissioner Andersen... carried.

Iona McGregor Fire District Board of Fire Commissioners Meeting
April 15, 2020
6:00 PM

5) Codification Resolution (For Discussion Only)

Attorney stated that haven't been able to meet due to virus. Chair made **motion** (5703) to accept attorney report, and Commissioner Langford seconded... motion carried.

6) Executive Report

Chief noted that he is available for any questions. Hearing none, Chair Walker offered **motion** (5704) to receive Executive report. Commissioner Louwers offered second and motion carried.

7) Attorney Report –

Item was addressed with item 5

8) DVP Reports – Districts 7 & 25

Chair noted that reports were received and asked if any questions or comments. After hearing none, **motion** (5705) to accept District 7 & District 25 reports was made by Commissioner Andersen with second from Commissioner Langford... carried.

Public Input on Non-Business Agenda Items - none

Commissioner Comments - none

Adjournment

Motion to adjourn meeting made by Commissioner Louwers, second Commissioner Langford... carried.

Meeting adjourned at 6:10 p.m.

Approved by: _____

Print Name: _____

IONA MCGREGOR FIRE PROTECTION AND RESCUE SERVICE DISTRICT
SUMMARY STATEMENT OF ACTIVITIES - GENERAL FUND
For the Five Months Ended February 29, 2020 (Unaudited)

Revenues	Amended	Actual	Variance	
	Budget		\$	%
Cash Carry Forward	\$ 9,606,935			
Ad valorem taxes	19,878,190	\$ 18,322,975	\$ (1,555,215)	92.18%
Permits, Fees & Special Assessments	95,000	31,066	(63,934)	32.70%
Intergovernmental	59,160	-	(59,160)	0.00%
Charges for services	51,000	16,830	(34,170)	33.00%
Interest Check/Demand Accounts	270,000	94,287	(175,713)	34.92%
Miscellaneous	53,453	47,216	(6,237)	88.33%
Proceeds from debt	-	-	-	N/A
Total Revenues	20,406,803	18,512,373	(1,894,430)	90.72%

Total revenues and cash carry forward 30,013,738

Expenditures				
Personnel services				
Salaries	10,529,757	4,088,824	6,440,933	38.83%
Benefits	5,676,405	2,450,530	3,225,875	43.17%
Operating Expenditures				
Professional and contractual	743,213	486,493	256,720	65.46%
Travel	106,475	23,553	82,922	22.12%
Communications & freight	143,320	45,145	98,175	31.50%
Utilities, equipment rental, and insurance	281,507	141,331	140,176	50.20%
Repairs and maintenance	694,143	194,182	499,961	27.97%
Other operational and administrative	321,320	69,471	251,849	21.62%
Supplies, tools & small equipment	387,370	160,717	226,653	41.49%
Education and training	133,150	37,969	95,181	28.52%
Capital expenditures	2,104,296	1,354,900	749,396	64.39%
Debt service	162,295	112,273	50,022	69.18%
Total Expenditures	21,283,251	9,165,388	12,117,863	43.06%

Revenues over/(under) expenditures (876,448) \$ 9,346,984 \$ 10,223,432

Fund Balance/Cash Carry Forward 8,730,487

Total expenditures and reserves \$ 30,013,738

	FEBRUARY	JANUARY
Cash Balances		
BankUnited - Operating	\$ 1,067,915	\$ 782,524
Petty Cash	-	100
	<u>1,067,915</u>	<u>782,624</u>
Investments		
General - SBA - Fund A	16,119,324	16,596,730
BankUnited Money Market	2,004,907	2,002,543
5/3 Bank	2,481	407,070
	<u>18,126,712</u>	<u>19,006,342</u>
Total Cash and Investments	\$ 19,194,626	\$ 19,788,966

Submitted for approval on March 18, 2020

Approved By: _____

(Signature)

IONA MCGREGOR FIRE DISTRICT (IMF)

ASSETS

CASH

Operating Account - BankUnited

\$ 1,067,914.61

Total CASH:

1,067,914.61

INVESTMENTS

Investments - SBA

16,119,324.07

Money Market - BankUnited

2,004,906.71

Investments - 5/3 Bank

2,480.92

Total INVESTMENTS:

18,126,711.70

Total ASSETS:

\$ 19,194,626.31

LIABILITIES

LIABILITIES AND OTHER CREDITS

Accounts Payable

81,671.47

Total LIABILITIES AND OTHER CREDITS:

81,671.47

ACCRUED EXPENSES

FRS - Employee Contribution - ADMIN

4,343.88

FRS - Employee Contribution - OPS

16,798.39

Total ACCRUED EXPENSES:

21,142.27

Total LIABILITIES:

102,813.74

EQUITY

Retained Earnings-Current Year

9,346,984.65

Prior Year Revenues Over/(Under) Expenditures

2,033,919.18

Fund Balance

7,710,908.74

Total EQUITY:

19,091,812.57

Total LIABILITIES & EQUITY:

\$ 19,194,626.31

IONA MCGREGOR FIRE PROTECTION AND RESCUE SERVICE DISTRICT
SUMMARY STATEMENT OF ACTIVITIES - GENERAL FUND
For the Six Months Ended March 31, 2020 (Unaudited)

Revenues	Amended	Actual	Variance	
	Budget		\$	%
Cash Carry Forward	\$ 9,606,935			
Ad valorem taxes	19,878,190	\$ 18,648,388	\$ (1,229,802)	93.81%
Permits, Fees & Special Assessments	95,000	31,066	(63,934)	32.70%
Intergovernmental	59,160	87,652	28,492	148.16%
Charges for services	51,000	18,870	(32,130)	37.00%
Interest Check/Demand Accounts	270,000	114,797	(155,203)	42.52%
Miscellaneous	53,453	51,982	(1,471)	97.25%
Proceeds from debt	-	-	-	N/A
Total Revenues	20,406,803	18,952,754	(1,454,049)	92.87%
Total revenues and cash carry forward	<u>30,013,738</u>			
Expenditures				
Personnel services				
Salaries	10,529,757	4,873,777	5,655,980	46.29%
Benefits	5,676,405	2,865,831	2,810,574	50.49%
Operating Expenditures				
Professional and contractual	743,213	529,604	213,609	71.26%
Travel	106,475	30,492	75,983	28.64%
Communications & freight	143,320	53,662	89,658	37.44%
Utilities, equipment rental, and insurance	281,507	159,097	122,410	56.52%
Repairs and maintenance	694,143	253,834	440,309	36.57%
Other operational and administrative	321,320	124,458	196,862	38.73%
Supplies, tools & small equipment	387,370	174,157	213,213	44.96%
Education and training	133,150	43,985	89,165	33.03%
Capital expenditures	2,104,296	1,374,828	729,468	65.33%
Debt service	162,295	112,273	50,022	69.18%
Total Expenditures	21,283,251	10,595,998	10,687,253	49.79%
Revenues over/(under) expenditures	<u>(876,448)</u>	<u>\$ 8,356,756</u>	<u>\$ 9,233,204</u>	
Fund Balance/Cash Carry Forward	<u>8,730,487</u>			
Total expenditures and reserves	<u>\$ 30,013,738</u>			

	MARCH	FEBRUARY
Cash Balances		
BankUnited - Operating	\$ 725,369	\$ 1,067,915
Petty Cash	-	-
	<u>725,369</u>	<u>1,067,915</u>
Investments		
General - SBA - Fund A	15,387,310	16,119,324
BankUnited Money Market	2,007,429	2,004,907
5/3 Bank	2,483	2,481
	<u>17,397,222</u>	<u>18,126,712</u>
Total Cash and Investments	<u>\$ 18,122,591</u>	<u>\$ 19,194,626</u>

Submitted for approval on April 15, 2020

Approved By: _____

(Signature)

IMFD Balance Sheet
As of 3/31/2020

Page 2 of 10

IONA MCGREGOR FIRE DISTRICT (IMF)

ASSETS

CASH

Operating Account - BankUnited

\$ 725,369.08

Total CASH:

725,369.08

INVESTMENTS

Investments - SBA

15,387,310.18

Money Market - BankUnited

2,007,429.25

Investments - 5/3 Bank

2,482.61

Total INVESTMENTS:

17,397,222.04

Total ASSETS:

\$ 18,122,591.12

LIABILITIES

FRS - Employee Contribution - ADMIN

3,831.67

FRS - Employee Contribution - OPS

17,175.45

Total LIABILITIES:

21,007.12

EQUITY

Prior Year Revenues Over/(Under) Expenditures

2,033,919.18

Retained Earnings-Current Year

8,356,756.08

Fund Balance

7,710,908.74

Total EQUITY:

18,101,584.00

Total LIABILITIES & EQUITY:

\$ 18,122,591.12

Iona McGregor Fire District
Financial Report
05/20/2020

<u><i>Included Reports (unaudited)</i></u>	<u><i>Page(s)</i></u>
Financial Report Notes	1
Balance Sheet as of April 30, 2020	2
Summary Statement of Activities – General Fund	3
Detailed Statement of Activities – General Fund	4-5
Ad Valorem Tax Analysis	6
Check Register – Month of April 2020	7-9

**IONA MCGREGOR FIRE PROTECTION AND RESCUE SERVICE DISTRICT
FINANCIAL REPORT NOTES
BALANCE SHEET AND STATEMENTS OF REVENUES AND EXPENDITURES
(UNAUDITED)**

For the Seven Months Ended April 30, 2020

Notable items on the Balance Sheet:

Cash and Investments

The rates of return on surplus funds for the month of April are as follows:

0.95% - SBA (Florida PRIME Local Government Investment Pool)

0.25% - BankUnited - Money Market

Liabilities

Liabilities totaling \$22,274 consist of trade accounts payable and amounts withheld from employees' pay for required retirement contributions.

Notable items on the Statements of Revenues and Expenditures:

Revenues

- Received approximately \$485,000 in ad valorem tax revenues during the month of April. Through April 30th, we have received 97% of the annual budgeted total.
- Received Impact fees for the 2nd quarter totaling \$17,623.
- Inspection fee receipts during April totaled \$1,645.
- Interest on invested surplus funds totaled \$12,136 for the month of April. The interest rate for the FL PRIME investment pool dropped an additional 41 basis points from the prior month, a decrease of about 30%.

Expenditures

- Paid 3rd Qtr. Property Appraiser Fees - \$34,753
- Paid annual dues for SW FL USAR Task Force-6 - \$13,840
- Systems integration to National Fire Operations Reporting System (NFORS) - \$5,000
- Software to enhance and improve operations checks - \$9,850

Total expenditures reflect 56.44% of budget and are within expected ranges.

IMFD Balance Sheet
As of 4/30/2020

IONA MCGREGOR FIRE DISTRICT (IMF)

ASSETS

CASH

Operating Account - BankUnited

\$ 819,900.74

Total CASH:

819,900.74

INVESTMENTS

Investments - SBA

14,398,864.64

Money Market - BankUnited

2,007,889.20

Total INVESTMENTS:

16,406,753.84

Total ASSETS:

\$ 17,226,654.58

LIABILITIES

LIABILITIES AND OTHER CREDITS

Accounts Payable

231.63

Total LIABILITIES AND OTHER CREDITS:

231.63

ACCRUED EXPENSES

FRS - Employee Contribution - ADMIN

5,730.45

FRS - Employee Contribution - OPS

16,311.61

Total ACCRUED EXPENSES:

22,042.06

Total LIABILITIES:

22,273.69

EQUITY

Retained Earnings-Current Year

7,459,552.97

Prior Year Revenues Over/(Under) Expenditures

2,033,919.18

Fund Balance

7,710,908.74

Total EQUITY:

17,204,380.89

Total LIABILITIES & EQUITY:

\$ 17,226,654.58

IONA MCGREGOR FIRE PROTECTION AND RESCUE SERVICE DISTRICT
SUMMARY STATEMENT OF ACTIVITIES - GENERAL FUND
For the Seven Months Ended April 30, 2020 (Unaudited)

Revenues	Amended	Actual	Variance	
	Budget		\$	%
Cash Carry Forward	\$ 9,606,935			
Ad valorem taxes	19,878,190	\$ 19,132,789	\$ (745,401)	96.25%
Permits, Fees & Special Assessments	95,000	48,689	(46,311)	51.25%
Intergovernmental	59,160	87,652	28,492	148.16%
Charges for services	51,000	20,845	(30,155)	40.87%
Interest Check/Demand Accounts	270,000	126,933	(143,067)	47.01%
Miscellaneous	53,453	55,088	1,635	103.06%
Proceeds from debt	-	-	-	N/A
Total Revenues	20,406,803	19,471,996	(934,807)	95.42%
Total revenues and cash carry forward	<u>30,013,738</u>			
Expenditures				
Personnel services				
Salaries	10,529,757	5,693,546	4,836,211	54.07%
Benefits	5,676,405	3,280,566	2,395,839	57.79%
Operating Expenditures				
Professional and contractual	743,213	583,483	159,730	78.51%
Travel	106,475	33,007	73,468	31.00%
Communications & freight	143,320	62,620	80,700	43.69%
Utilities, equipment rental, and insurance	281,507	179,519	101,988	63.77%
Repairs and maintenance	694,143	279,664	414,479	40.29%
Other operational and administrative	321,320	142,842	178,478	44.45%
Supplies, tools & small equipment	387,370	221,330	166,040	57.14%
Education and training	133,150	43,783	89,367	32.88%
Capital expenditures	2,104,296	1,379,809	724,487	65.57%
Debt service	<u>162,295</u>	<u>112,273</u>	<u>50,022</u>	<u>69.18%</u>
Total Expenditures	21,283,251	12,012,442	9,270,809	56.44%
Revenues over/(under) expenditures	<u>(876,448)</u>	<u>\$ 7,459,553</u>	<u>\$ 8,336,001</u>	
Fund Balance/Cash Carry Forward	<u>8,730,487</u>			
Total expenditures and reserves	<u>\$ 30,013,738</u>			
		APRIL	MARCH	
Cash Balances				
BankUnited - Operating		\$ 819,901	\$ 725,369	
Petty Cash		-	-	
		<u>819,901</u>	<u>725,369</u>	
Investments				
General - SBA - Fund A		14,398,865	15,387,310	
BankUnited Money Market		2,007,889	2,007,429	
5/3 Bank		0	2,483	
		<u>16,406,754</u>	<u>17,397,222</u>	
Total Cash and Investments		<u>\$ 17,226,655</u>	<u>\$ 18,122,591</u>	

Submitted for approval on May 20, 2020

Approved By: _____
 (Signature)

IONA MCGREGOR FIRE PROTECTION AND RESCUE SERVICE DISTRICT
DETAILED STATEMENT OF ACTIVITIES - GENERAL FUND
For the Seven Months Ended April 30, 2020 (Unaudited)

	AMENDED BUDGET	ACTUAL	VARIANCE	
			\$	%
REVENUES				
Cash Carry Forward	\$ 9,606,935			
Ad Valorem Taxes	20,512,690	\$ 19,876,968	\$ (635,722)	96.90%
Excess fees	135,000	-	(135,000)	0.00%
Penalties	19,000	6,371	(12,629)	33.53%
Discounts	(742,500)	(745,253)	(2,753)	100.37%
Refunds Deducted	(50,000)	(10,401)	39,599	20.80%
Ad Valorem Taxes Prior Years	4,000	5,104	1,104	127.59%
Impact Fees	95,000	48,689	(46,311)	51.25%
FEMA Revenue	-	87,652	87,652	N/A
State Firefighter Supplemental	59,160	-	(59,160)	0.00%
Grant Revenue	-	-	-	N/A
Inspection Fees	50,000	18,805	(31,195)	37.61%
CPR - Books & Masks	1,000	2,040	1,040	204.00%
Interest Check/Demand Accounts	270,000	126,933	(143,067)	47.01%
Rents	33,453	25,090	(8,363)	75.00%
Sale of Equipment	15,000	16,822	1,822	112.15%
Contributions	5,000	5,990	990	119.80%
Miscellaneous	-	7,186	7,186	N/A
Proceeds from Debt	-	-	-	N/A
Total Revenues	20,406,803	19,471,996	(934,807)	95.42%
Total Revenues and Cash Carry Forward	30,013,738			

EXPENDITURES				
Personnel Services				
Salaries - Commissioners	30,000	17,500	12,500	58.33%
Salaries - ADM	1,726,288	982,540	743,748	56.92%
Salaries - OPS	6,948,087	3,765,893	3,182,194	54.20%
Salaries - FLSA	541,336	295,570	245,766	54.60%
Salaries - Sick Pay - ADM	99,591	-	99,591	0.00%
Salaries - Sick Pay - OPS	248,832	9,895	238,937	3.98%
Salaries - Holiday Pay	133,472	66,491	66,981	49.82%
Salaries - Out of Class Pay	55,000	16,038	38,963	29.16%
Salaries - One Time Payouts - ADM	39,997	32,676	7,321	81.70%
Salaries - One Time Payouts - OPS	91,548	11,202	80,346	12.24%
Salaries - Clothing and Uniform Allowance	3,200	-	3,200	0.00%
Salaries - Ins Deductible & Subsidy- ADM	-	1,703	(1,703)	N/A
Salaries - Ins Deductible & Subsidy- OPS	47,236	23,716	23,520	50.21%
Salaries - Phone Allowance	13,080	7,000	6,080	53.52%
Salaries - ER H.S.A Contribution - ADM	48,000	45,000	3,000	93.75%
Salaries - ER H.S.A. Contribution - OPS	239,500	252,500	(13,000)	105.43%
Salaries - Overtime Staffing - ADM	7,504	1,809	5,695	24.11%
Salaries - Overtime Staffing - OPS	118,654	85,978	32,676	72.46%
Salaries - Overtime Training - OPS	79,272	42,385	36,887	53.47%
Salaries - Overtime USAR/Strike Teams - ADM	-	-	-	N/A
Salaries - Overtime USAR/Strike Teams - OPS	-	-	-	N/A
Salaries - State Education ADM	13,800	9,590	4,210	69.49%
Salaries - State Education OPS	45,360	26,060	19,300	57.45%
Social Security Taxes - ADM/Commissioners	107,708	56,773	50,935	52.71%
Social Security Taxes - OPS	509,646	261,597	248,049	51.33%
Medicare Taxes - ADM/Commissioners	27,624	15,020	12,604	54.37%
Medicare Taxes - OPS	119,732	61,654	58,078	51.49%
Retirement - ADM	356,893	156,159	200,734	43.76%
Retirement - OPS	1,938,223	892,232	1,045,991	46.03%
Veba Plan Contribution - ADM	89,057	88,416	641	99.28%
Veba Plan Contribution - OPS	411,981	409,109	2,872	99.30%
Health Insurance - ADM	557,580	328,102	229,478	58.84%
Health Insurance - OPS	1,294,056	765,566	528,490	59.16%
Health Insurance - Admin Contribution	(14,858)	(8,629)	(6,229)	58.07%
Health Insurance - OPS Contribution	(76,156)	(45,830)	(30,326)	60.18%
Health Insurance - Retiree Contribution	(306,984)	(188,564)	(118,420)	61.42%
Employee Insurance - Other - ADM	80,634	69,627	11,007	86.35%
Employee Insurance - Other - OPS	266,340	264,318	2,022	99.24%
Workers Compensation Insurance - ADM	41,552	26,353	15,199	63.42%
Workers Compensation Insurance - OPS	273,377	128,663	144,714	47.06%
Total Personnel Services	16,206,162	8,974,112	7,232,050	55.37%

IONA MCGREGOR FIRE PROTECTION AND RESCUE SERVICE DISTRICT
DETAILED STATEMENT OF ACTIVITIES - GENERAL FUND
For the Seven Months Ended April 30, 2020 (Unaudited)

	AMENDED BUDGET	ACTUAL	VARIANCE	
			\$	%
Operating Expenditures				
Legal	60,000	13,947	46,054	23.24%
Computer Support Services	35,000	26,267	8,733	75.05%
Other Professional	27,300	23,713	3,587	86.86%
Audit and Accounting	35,000	28,000	7,000	80.00%
Tax Collector's Commission	400,500	384,167	16,333	95.92%
Property Appraiser's Commission	138,697	90,495	48,202	65.25%
Custodial & Janitorial Services	33,860	13,668	20,192	40.37%
Other Services - MVR Review	12,856	3,225	9,631	25.09%
Travel and Per Diem	106,475	33,007	73,468	31.00%
Telephones	86,400	52,401	33,999	60.65%
Wireless User Fee	52,720	8,621	44,099	16.35%
High Speed Internet Connect	2,100	633	1,467	30.14%
Freight & Postage	2,100	966	1,134	45.98%
Water	13,300	5,383	7,917	40.48%
Electricity	62,125	19,276	42,849	31.03%
Cable Television	3,611	2,103	1,508	58.24%
Garbage	12,035	6,423	5,612	53.37%
Propane	8,805	2,950	5,855	33.51%
Equipment Rentals & Leases	46,631	27,152	19,479	58.23%
Insurance	135,000	116,232	18,768	86.10%
Equipment Maintenance	97,000	24,259	72,741	25.01%
Building Maintenance	426,139	169,248	256,891	39.72%
Vehicle Maintenance	171,004	86,157	84,847	50.38%
Promotional Activities	33,200	11,277	21,923	33.97%
Promotional Activities - ADM	5,000	1,870	3,130	37.40%
Turnout Gear	111,620	20,121	91,499	18.03%
Capital Outlay under \$1,000	42,200	37,330	4,870	88.46%
Annual Medical Exams/Wellness	50,000	49,712	288	99.42%
Legal Advertising	3,000	180	2,820	6.00%
Hiring Costs	22,500	4,400	18,100	19.56%
Uniforms	45,800	13,215	32,585	28.85%
Office Supplies	8,000	4,738	3,262	59.23%
Fuel	90,000	36,581	53,419	40.65%
Janitorial Supplies	27,600	13,517	14,083	48.97%
Medical Supplies	63,615	29,766	33,849	46.79%
Other Operating Supplies	77,675	32,111	45,564	41.34%
Memberships, Publications & Subscriptions	128,480	109,355	19,125	85.11%
Educational Reimbursement	53,520	13,465	40,055	25.16%
Training	79,630	30,318	49,312	38.07%
Total Operating	2,810,498	1,546,249	1,264,249	55.02%
Capital Outlay				
Buildings	-	-	-	N/A
Equipment	269,400	76,394	193,006	28.36%
Vehicles	1,834,896	1,303,415	531,481	71.03%
Total Capital Outlay	2,104,296	1,379,809	724,487	65.57%
Debt Service				
Principal	156,354	108,143	48,211	69.17%
Interest	5,941	4,130	1,811	69.51%
Total Debt Service	162,295	112,273	50,022	69.18%
Total Expenditures	21,283,251	12,012,442	9,270,809	56.44%
Revenues over Expenditures		\$ 7,459,553		
Reserves				
Assigned:				
Operating Expenditures Oct - Dec	4,729,050			
Hurricane/Disaster	2,364,525			
Capital (Facilities, Apparatus, Equipment)	1,000,000			
Health Insurance (Level Funding Reserve)	500,000			
Unassigned:				
General Operating	136,912			
Total Reserves	8,730,487			
Total Expenditures and Reserves	\$ 30,013,738			

IONA MCGREGOR FIRE DISTRICT 2019 - 2020 FISCAL YEAR Ad Valorem Tax Revenues to Date						
Date Received	Taxes	Interest	Discounts	Commissions	Other *	Net Amount Remitted by the Tax Collector
11/15/2019	\$ 382,455.01	\$ -	\$ 17,062.60	\$ 8,545.04	\$ 964.77	\$ 357,812.14
11/29/2019	5,063,124.40	-	202,380.52	97,236.50	(5,286.34)	4,758,221.04
12/16/2019	10,534,613.88	-	421,264.33	202,340.24	1,397.64	9,912,406.95
12/30/2019	1,608,006.66	-	60,453.82	31,102.74	5,674.04	1,522,124.14
1/15/2020	767,223.73	-	23,134.41	14,891.32	(237.78)	728,960.22
2/14/2020	706,734.23	-	16,826.61	13,820.99	(572.99)	675,513.64
3/13/2020	328,771.11	-	3,706.83	6,515.23	348.62	318,897.67
4/15/2020	486,038.91	-	424.08	9,715.28	(1,213.85)	474,685.70
-	-	-	-	-	-	-
-	-	-	-	-	-	-
-	-	-	-	-	-	-
-	-	-	-	-	-	-
-	-	-	-	-	-	-
-	-	-	-	-	-	-
-	-	-	-	-	-	-
-	-	-	-	-	-	-
	<u>\$19,876,967.93</u>	<u>\$ -</u>	<u>\$ 745,253.20</u>	<u>\$ 384,167.34</u>	<u>\$ 1,074.11</u>	<u>\$ 18,748,621.50</u>

* Note - The "other" column includes prior year taxes, penalties, refunds, corrections, interest and other costs.

CURRENT AND LAST 5 FISCAL YEARS COLLECTION ANALYSIS As of February 28, of each year				
Fiscal Year		Revenue	Discounts	Commissions
2020	Budget	20,485,690	742,500	400,500
	Actual	19,878,042	745,253	384,167
		97.03%	100.37%	95.92%
2019	Budget	20,352,023	732,000	395,000
	Actual	19,625,586	727,059	380,481
		96.43%	99.33%	96.32%
2018	Budget	19,193,971	690,000	383,000
	Actual	18,406,284	684,959	356,836
		95.90%	99.27%	93.17%
2017	Budget	18,354,838	645,000	359,000
	Actual	17,774,065	660,313	344,378
		96.84%	102.37%	95.93%
2016	Budget	17,185,982	600,000	335,000
	Actual	16,643,616	615,210	322,022
		96.84%	102.53%	96.13%
2015	Budget	16,336,286	570,000	315,000
	Actual	15,739,910	576,589	304,632
		96.35%	101.16%	96.71%

Check History Report
Sorted By Check Number
Activity From: 4/1/2020 to 4/30/2020

IONA MCGREGOR FIRE DISTRICT (IMF)

Bank Code: B BANKUNITED - OPERATING

Check Number	Check Date	Vendor Number	Name	Check Amount	Check Type
019494	4/9/2020	AMERI71	AMERIGAS - 5329	149.76	Auto
019495	4/9/2020	AMERI72	AMERIGAS - 5329	987.36	Auto
019496	4/9/2020	AMERI73	AMERIGAS - 5329	756.18	Auto
019497	4/9/2020	AMERI74	AMERIGAS - 5329	436.42	Auto
019498	4/9/2020	ARMCHEM	ARMCHEM INTERNATIONAL	500.00	Auto
019499	4/9/2020	BOUND	BOUND TREE MEDICAL, LLC	1,946.43	Auto
019500	4/9/2020	BUCK	BUCKEYE CLEANING CENTER	3,043.16	Auto
019501	4/9/2020	CINTAS	CINTAS CORPORATION #294	92.32	Auto
019502	4/9/2020	CRS	CRS TECHNOLOGY	2,400.00	Auto
019503	4/9/2020	CRYSTAL	CRYSTAL SPRINGS	16.43	Auto
019504	4/9/2020	EMP	EMERGENCY MEDICAL PRODUCTS	40.00	Auto
019505	4/9/2020	EVOL	EVOLUTION TRAILER TECHNOLOGIES 1	3,436.30	Auto
019506	4/9/2020	FABWORX	FABWORX, LLC	475.00	Auto
019507	4/9/2020	FIRSTOU	FIRST OUT RESCUE EQUIP, LLC	136.10	Auto
019508	4/9/2020	FPL5324	FL POWER & LIGHT CO.	302.67	Auto
019509	4/9/2020	GAVINS	GAVIN'S ACE HARDWARE	3.59	Auto
019510	4/9/2020	GOODYR	GOODYEAR RUBBER PRODUCT INC	19.16	Auto
019511	4/9/2020	GRAINGE	GRAINGER	501.16	Auto
019512	4/9/2020	GRALEY	GRALEY MECHANICAL, INC.	150.00	Auto
019513	4/9/2020	GROUND	GROUND EFFECTS	2,880.00	Auto
019514	4/9/2020	HOMD	Home Depot Credit Services	127.76	Auto
019515	4/9/2020	IDWHOLE	IDWHOLESALER	795.00	Auto
019516	4/9/2020	INSIGHT	INSIGHT PUBLIC SECTOR	757.50	Auto
019517	4/9/2020	LEESAR	LEESAR INC	886.07	Auto
019518	4/9/2020	LMHS	LEE MEMORIAL HEALTH SYSTEM	65.00	Auto
019519	4/9/2020	LOWES	LOWE'S	50.28	Auto
019520	4/9/2020	MARCADI	MARCADIS SINGER, PA TRUST ACCOUNT	233.70	Auto
019521	4/9/2020	MCKESS	McKESSON MEDICAL SURGICAL	255.87	Auto
019522	4/9/2020	OFFPRID	OFFICE PRIDE COMMERCIAL CLEANING SVCS	26.10	Auto
019523	4/9/2020	PGIT	PREFERRED GOVERNMENTAL INS TRUST	25,809.33	Auto
019524	4/9/2020	RICOH	RICOH USA, INC.	41.95	Auto
019525	4/9/2020	SAFETYP	SAFETY PRODUCTS, INC	1,525.98	Auto
019526	4/9/2020	SKYLINE	SKYLINE OUTFITTERS LLC	236.00	Auto
019527	4/9/2020	SOUTH	SOUTH FL EMERGENCY VEHICLES	309.16	Auto
019528	4/9/2020	STATION	STATION AUTOMATION, INC.	9,850.00	Auto
019529	4/9/2020	SWFPFF	SW FL PROFESSIONAL FIREFIGHTER	2,245.68	Auto
019530	4/9/2020	TEN8	TEN-8 FIRE EQUIPMENT, INC.	7,049.54	Auto
019531	4/9/2020	UPS	UNITED PARCEL SERVICE	40.35	Auto
019532	4/9/2020	VFIS	VFIS	9,195.00	Auto
019533	4/22/2020	AD	ADVANCED DISPOSAL-FT MYERS	811.16	Auto
019534	4/22/2020	AIRGAS	AIRGAS	202.25	Auto
019535	4/22/2020	BARBER	TERENCE BARBER	150.00	Auto
019536	4/22/2020	BARRYS	BARRY'S GRAVELY TRACTORS, INC.	29.66	Auto
019537	4/22/2020	BOA4628	BUSINESS CARD	2,593.26	Auto
019538	4/22/2020	BOA4743	BANK OF AMERICA BUSINESS CARD	307.14	Auto
019539	4/22/2020	BOA6512	BANK OF AMERICA BUSINESS CARD	68.04	Auto
019540	4/22/2020	BOA7406	BANK OF AMERICA BUSINESS CARD	433.98	Auto
019541	4/22/2020	BUCK	BUCKEYE CLEANING CENTER	163.16	Auto
019542	4/22/2020	CABLE4+	COMCAST	92.57	Auto
019543	4/22/2020	CINTAS	CINTAS CORPORATION #294	92.32	Auto
019544	4/22/2020	CORPORA	CORPORATE BILLING, INC	2,105.62	Auto
019545	4/22/2020	CROWN	CROWN INFORMATION MANAGEMENT	25.00	Auto
019546	4/22/2020	FNG	FLORIDA NATURAL GAS	6.93	Auto
019547	4/22/2020	FPL8590	FL POWER & LIGHT CO.	483.77	Auto

Run Date: 5/12/2020 9:22:43AM

Page: 1

A/P Date: 5/12/2020

User Logon: MLW

Check History Report
Sorted By Check Number
Activity From: 4/1/2020 to 4/30/2020

IONA MCGREGOR FIRE DISTRICT (IMF)

Bank Code: B BANKUNITED - OPERATING

Check Number	Check Date	Vendor Number	Name	Check Amount	Check Type
019548	4/22/2020	GAVINS	GAVIN'S ACE HARDWARE	47.91	Auto
019549	4/22/2020	GRALEY	GRALEY MECHANICAL, INC.	2,150.00	Auto
019550	4/22/2020	HEARTCS	HEARTLAND CUSTOMER SOLUTIONS, LLC	249.48	Auto
019551	4/22/2020	INSIGHT	INSIGHT PUBLIC SECTOR	246.12	Auto
019552	4/22/2020	IPSDI	INT'L PUBLIC SAFETY DATA INSTITUTE	5,000.00	Auto
019553	4/22/2020	LEESAR	LEESAR INC	131.91	Auto
019554	4/22/2020	MARCADI	MARCADIS SINGER, PA TRUST ACCOUNT	233.70	Auto
019555	4/22/2020	MARINE	MARINEMAX	129.84	Auto
019556	4/22/2020	MCKESS	McKESSON MEDICAL SURGICAL	110.00	Auto
019557	4/22/2020	MES	MUNICIPAL EMERGENCY SVCS, INC.	1,045.58	Auto
019558	4/22/2020	MOTOROL	MOTOROLA SOLUTIONS INC.	481.23	Auto
019559	4/22/2020	NAFI	NAT'L ASSOC FIRE INVESTIGATORS	65.00	Auto
019560	4/22/2020	OFFPRID	OFFICE PRIDE COMMERCIAL CLEANING SVCS	43.50	Auto
019561	4/22/2020	RAINBOW	RAINBOW INTERNATIONAL FT MYERS	967.21	Auto
019562	4/22/2020	RICOH	RICOH USA, INC.	420.36	Auto
019563	4/22/2020	SAFETYP	SAFETY PRODUCTS, INC	71.38	Auto
019564	4/22/2020	SKYLINE	SKYLINE OUTFITTERS LLC	1,557.00	Auto
019565	4/22/2020	SONICL	SONICLEAR TRIO SYSTEMS, LLC	395.00	Auto
019566	4/22/2020	SRT	SOUTHERN RESCUE TOOLS, LLC	3,760.00	Auto
019567	4/22/2020	STREETE	DIONNE STREETE	125.00	Auto
019568	4/22/2020	SWFUSAR	SW FLORIDA USAR, TASK FORCE-6	13,840.00	Auto
019569	4/30/2020	ABCFIRE	ABC FIRE EQUIPMENT CORP	98.00	Auto
019570	4/30/2020	BENNETT	BENNETT FIRE PRODUCTS CO, INC	427.00	Auto
019571	4/30/2020	BOULEVA	BOULEVARD TIRE CENTER	219.00	Auto
019572	4/30/2020	CINTAS	CINTAS CORPORATION #294	92.32	Auto
019573	4/30/2020	CRISMAN	BRIAN CRISMAN	1,248.00	Auto
019574	4/30/2020	CRYSTAL	CRYSTAL SPRINGS	25.36	Auto
019575	4/30/2020	DONE	DONE RIGHT FIRE GEAR REPAIR	50.00	Auto
019576	4/30/2020	EMP	EMERGENCY MEDICAL PRODUCTS	498.84	Auto
019577	4/30/2020	FFS	FLORIDA FIRE SYSTEMS, LLC	245.00	Auto
019578	4/30/2020	FISHER	FISHER SCIENTIFIC	1,865.34	Auto
019579	4/30/2020	FPL0598	FL POWER & LIGHT CO.	1,276.87	Auto
019580	4/30/2020	FPL3327	FL POWER & LIGHT CO.	13.28	Auto
019581	4/30/2020	FPL5324	FL POWER & LIGHT CO.	430.90	Auto
019582	4/30/2020	FPL6245	FL POWER & LIGHT CO.	653.83	Auto
019583	4/30/2020	HEARTCS	HEARTLAND CUSTOMER SOLUTIONS, LLC	249.48	Auto
019584	4/30/2020	KEEGAN	ZACHARY KEEGAN	150.00	Auto
019585	4/30/2020	LEESAR	LEESAR INC	251.66	Auto
019586	4/30/2020	NAFECO	NAFECO	8,406.89	Auto
019587	4/30/2020	NOELCON	NOEL CONSTRUCTION SWFL, LLC	9,000.00	Auto
019588	4/30/2020	NPR	NPR GRAPHICS	355.10	Auto
019589	4/30/2020	OFFICE	OFFICE DEPOT BUSINESS ACCOUNT	552.01	Auto
019590	4/30/2020	PAPYRUS	PAPYRUS DOCUMENT & DESIGN, LLC	180.00	Auto
019591	4/30/2020	PRIN VI	PRINCIPAL LIFE - VISION	919.73	Auto
019592	4/30/2020	PRINCIP	PRINCIPAL LIFE INSURANCE CO	13,800.07	Auto
019593	4/30/2020	QUAD	QUADMED, INC.	315.52	Auto
019594	4/30/2020	RAIZA	RAIZA'S ALTERATIONS	500.00	Auto
019595	4/30/2020	RYAN	RYAN PETROLEUM	3,108.89	Auto
019596	4/30/2020	SOUTH	SOUTH FL EMERGENCY VEHICLES	1,627.51	Auto
019597	4/30/2020	STAND	STANDARD INSURANCE CO.	12,561.14	Auto
019598	4/30/2020	SWSAC	SOUTHWEST SPECIALTY ADV INC.	159.50	Auto
W00348	4/1/2020	LCPA	LEE COUNTY PROPERTY APPRAISER	34,752.91	Wire Transfer
W00349	4/7/2020	SAGE IN	SAGE SOFTWARE INC	344.00	Wire Transfer
W00350	4/1/2020	LOCUMS	LOCUMS DOC, INC	2,083.33	Wire Transfer

Check History Report
Sorted By Check Number
Activity From: 4/1/2020 to 4/30/2020

IONA MCGREGOR FIRE DISTRICT (IMF)

Bank Code: B BANKUNITED - OPERATING

Check Number	Check Date	Vendor Number	Name	Check Amount	Check Type
W00351	4/7/2020	NEWS	NEWS-PRESS MEDIA GROUP	300.24	Wire Transfer
W00352	4/10/2020	CABLE1	COMCAST CABLEVISION	27.96	Wire Transfer
W00353	4/10/2020	CABLE2	COMCAST CABLEVISION	62.91	Wire Transfer
W00354	4/10/2020	CABLE3	COMCAST CABLEVISION	41.94	Wire Transfer
W00355	4/10/2020	CABLE4	COMCAST CABLEVISION	97.86	Wire Transfer
W00356	4/17/2020	CABLE5	COMCAST CABLEVISION	69.75	Wire Transfer
W00357	4/21/2020	ENTERPR	ENTERPRISE FM TRUST	3,139.86	Wire Transfer
W00358	4/20/2020	CIGNA	CIGNA HEALTHCARE	156,324.47	Wire Transfer
W00359	4/21/2020	LCU	LEE COUNTY UTILITIES	867.74	Wire Transfer
W00360	4/23/2020	PITNEYB	PITNEY BOWES GLOBAL FINANCIAL SVCS LLC	159.00	Wire Transfer
W00361	4/15/2020	PITNEY	PITNEY BOWES PURCHASE POWER	100.00	Wire Transfer
W00362	4/23/2020	VERIZON	VERIZON	1,555.34	Wire Transfer
W00363	4/23/2020	MICROSO	MICROSOFT CORPORATION	1,116.00	Wire Transfer
W00364	4/28/2020	T3	T3 COMMUNICATIONS, INC.	7,479.97	Wire Transfer
W00365	4/28/2020	TECO	TECO	34.12	Wire Transfer
W00366	4/29/2020	COLLIFE	COLONIAL LIFE PREMIUM PROCESSING	4,493.26	Wire Transfer
Bank B Total:				<u>388,739.29</u>	
Report Total:				<u><u>388,739.29</u></u>	

**BOARD MEETING AGENDA ITEM SUMMARY**Board Meeting Date: 05/20/2020

(Select All that Apply)

☐ Decision Making Agenda Item☒ Discussion Purposes Only Agenda Item☐ Walk On Agenda Item**SUBJECT:**

Audit Presentation

PERSON(S) MAKING SUBMITTAL OF AGENDA ITEM:

Chief Howard and CFO Winzenread

BACKGROUND/DETAIL OF AGENDA ITEM:

Jeff Tuscan of Tuscan & Company will give presentation of the District's annual audit. A draft of the audit had previously been provided reviewed by CFO Winzenread with copies sent to each commissioner prior to meeting.

BUDGET IMPACT: Yes / No / Unknown – If Yes, how much? From where?

No

REQUESTED BOARD ACTION:

It is recommended that the Board approve the audit report as presented.

BOARD MEETING AGENDA ITEM SUMMARY

Board Meeting Date: May 20, 2020

(Select All that Apply) ☒ Decision Making Agenda Item

☐ Discussion Purposes Only Agenda Item

☐ Walk On Agenda Item

SUBJECT: Elections of Commissioners

PERSON(S) MAKING SUBMITTAL OF AGENDA ITEM: Richard Pringle, Esquire

BACKGROUND/DETAIL OF AGENDA ITEM:

2020 is an election year for Seat #2 held by Ethan Langford and Seat #4 held by James Walker. Elections for Seat #2 and Seat #4 will be for 4 year terms beginning November 2020, and running through November 2024. The attached Resolution calls for and describes the method of holding the elections for the Commissioners' seats in the general election to be held on November 3, 2020. The Resolution also confirms the qualifying time for the election which is between noon on June 8, 2020, and noon on June 12, 2020. Pre-qualification can occur beginning May 25, 2020.

BUDGET IMPACT: Yes / No / Unknown – If Yes, how much? From where?

REQUESTED BOARD ACTION:

For the Board to take official action to adopt the attached Resolution calling for the election of Seat #2 and Seat #4 on the Board of Commissioners to be held in the general election on November 3, 2020.

RESOLUTION # _____

A RESOLUTION OF THE BOARD OF COMMISSIONERS OF THE IONA MCGREGOR FIRE PROTECTION AND RESCUE SERVICE DISTRICT, LEE COUNTY, FLORIDA, ORDERING AND CALLING AN ELECTION OF MEMBERS FOR THE BOARD OF COMMISSIONERS TO BE HELD IN THE GENERAL ELECTION ON NOVEMBER 3, 2020.

WHEREAS, the Iona McGregor Fire Protection and Rescue Service District was established by the Florida Legislature pursuant to Chapter 2000-384, Laws of Florida; and,

WHEREAS, Florida Law provides for the election of members to specific terms and seat numbers for the Board of Commissioners of the Iona McGregor Fire Protection and Rescue Service District; and,

WHEREAS, the Iona McGregor Fire Protection and Rescue Service District has previously assigned seat numbers and length of terms to the five (5) members of the Board of Commissioners by Resolution; and,

WHEREAS, the current term of Seat #2 and Seat #4 on the Board of Commissioners expires before the end of this calendar year; and,

WHEREAS, the Iona McGregor Fire Protection and Rescue Service District must call for the election of members of the Board of Commissioners as follows:

Seat #2 length of term – 4 years

Seat #4 length of term – 4 years

NOW, THEREFORE BE IT RESOLVED BY THE BOARD OF COMMISSIONERS OF THE IONA MCGREGOR FIRE PROTECTION AND RESCUE SERVICE DISTRICT, that:

SECTION ONE

The recitals set forth above are true and correct and form a part of this Resolution.

SECTION TWO

There is hereby called an election in the County of Lee, State of Florida, to be held on the 3rd day of November, 2020, for the purpose of having all of the qualified electors residing within the boundaries of the Iona McGregor Fire Protection and

Rescue Service District to determine the members to serve on the Board of Commissioners of Iona McGregor Fire Protection and Rescue Service District as follows:

Seat #2 length of term – 4 years

Seat #4 length of term – 4 years

SECTION THREE

The period of qualifying as a candidate for a Commissioner of Iona McGregor Fire Protection and Rescue Service District shall be from Noon on June 8, 2020, through Noon on June 12, 2020. Candidates shall qualify with the Supervisor of Elections of Lee County, Florida.

SECTION FOUR

The election shall be conducted according to the requirements of law governing Independent Special Fire District elections held in a general election.

SECTION FIVE

The election shall be held at the polling places as designated by the Supervisor of Elections of Lee County, Florida. Polls shall be opened and closed as provided by law. The ballots to be used in said election shall be in the form as provided by law and shall contain the names of the candidates to be voted upon.

SECTION SIX

The Department of State shall make out a Notice stating what offices and vacancies are to be filled at the general election in the State and in each County and District thereof. During the 30 days prior to the beginning of qualifying, the Department of State shall have the Notice published two times in a newspaper of general circulation in Lee County, Florida.

SECTION SEVEN

If any section, subsection, sentence, clause, or other provision of this Resolution is held unconstitutional, inoperative, or void by a court of competent jurisdiction, such holding shall not affect the remainder of this Resolution.

SECTION EIGHT

This Resolution shall be liberally construed to affect the purposes hereof and shall take effect immediately upon its adoption.

THE FOREGOING RESOLUTION WAS OFFERED BY COMMISSIONER _____ WHO MOVED ITS ADOPTION. THE MOTION WAS SECONDED BY COMMISSIONER _____. UPON BEING PUT TO A VOTE, THE VOTE WAS AS FOLLOWS:

Commissioner Paul Martin Louwers	_____
Commissioner Ethan Langford	_____
Commissioner James Andersen	_____
Commissioner James Walker	_____
Commissioner Steven Barbosa	_____

Duly passed and adopted on this ____ day of _____, 2020.

Board of Commissioners of the Iona
McGregor Fire Protection and
Rescue Service District

By: _____
James Walker, Chair

Attest by: _____
Print name and title _____

**BOARD MEETING AGENDA ITEM SUMMARY**Board Meeting Date: 05/20/2020(Select All that Apply) ☒ Decision Making Agenda Item☐ Discussion Purposes Only Agenda Item☐ Walk On Agenda Item**SUBJECT:**

Surplus Items

PERSON(S) MAKING SUBMITTAL OF AGENDA ITEM:

Chief Howard and CFO Winzenread

BACKGROUND/DETAIL OF AGENDA ITEM:

We have a Fog Smoke Machine which is no longer useful to the District as is obsolete and not used.

BUDGET IMPACT: Yes / No / Unknown – If Yes, how much? From where?

No

REQUESTED BOARD ACTION:

It is desired that the Board approve the deeming of the Fog Smoke Machine as surplus and allow the Chief and/or his designee to dispose of the property in accordance with Florida Statute 274.06.

SURPLUS ITEMS - MAY 2020

<u>TAG NO.</u>	<u>DESCRIPTION</u>	<u>IN-SERVICE DATE</u>	<u>CONDITION</u>	<u>ESTIMATED VALUE</u>
00718	Turbo Fog Smoke Machine	9/2/2011	Obsolete/Not Used	<\$250

Approved by: _____ Date: _____



IONA-MCGREGOR FIRE DISTRICT

Executive Report

Executive Summary/May 2020:

GENERAL:

- Congratulations to Lt. Ron Marra who has worked his last shift recently as he prepares to enter retired life after almost 30 years of service.
- Congratulations to Marlin Schmidt and Josh Koza who were both recently promoted to the rank of Engineer.
- We anticipate the first site visit of the Technical Advisor Program (TAP) personnel in mid-June. This was delayed from the original date in April due to the pandemic.
- Now that we have adjusted to the current realities, the focus in the organization is keeping personnel safe and able to continue providing vital services.
- We continue to work with partnering agencies in coordinating response efforts to keep personnel and citizens safe.

OPERATIONS:


- Our two newest Lieutenants have completed their one-year probationary period and are continuing to progress as officers.
 - We anticipate multiple promotions in the upcoming months.
- We have resumed some level of collaborative training, but not full scale since prior to the pandemic driven adjustments.
- Brush fire season is still with us and units across the county have been busy; and will continue until the area becomes more saturated.
- We are conducting our annual pre-hurricane season preparations with expectations of an active 2020 season.
- After reductions over the last couple of months, call volume trends are slowly increasing to expected levels for this time of year.

LOGISTICS:

- New vehicle and PPE tracking platform is nearing completion and should be rolled out by the end of the month.
- Small thermal imaging cameras to be placed on each air pack this month
- E71 and SQ73 preconstruction meetings completed. Hashing out some last minute minor details.
- TK79 will have new decals to reflect the name change
- Preliminary paperwork for exhaust system at Station 71 has been submitted.
- Station 73 conversion to natural gas in process. Looking at converting other stations in upcoming years.
- Sanitization of apparatus continuing on weekly basis.

PREVENTION:

Date: May 2020




INSPECTION VOLUME:	895
VIOLATIONS CLEARED: prior year total	677 of 707
% OF MANDATED INSPECTIONS AVERAGE:	99%
CPR / AED CLASSES:	0
CHILD PASSENGER SAFETY:	0
PUBLIC EDU. EVENT(S):	0
EAP PRESENTATIONS:	0
FIRE INVESTIGATIONS:	3

SUPERVISOR'S SUMMARY:

- Inspectors have been keeping up with construction projects / we are back in the office
- Phone time and photo review allows us to verify / clear violations
- Inspectors have been very productive and taking care of responsibilities

TRAINING/EMS:

- We will be resuming training this month starting with vehicle extrication. We will continue to keep social distancing as much as feasible during training.
- We are constantly monitoring and stocking PPE (personal Protective Equipment) for COVID-19 response.
- Personnel continue to perform on-line EMS and Fire training.
- We have two Firefighters in the credentialing process.
- We have sent the paperwork in to the County to renew our COPCN (Certificate of Public Convenience and necessity). This certificate grants us permission to provide non-transport Advance Life Support to our citizens.
- Zoll Cardiac Monitors have been serviced this month.
- Safety Committee met this month for their quarterly meeting.





Previous Month ▾

Apr 1, 2020 - Apr 30, 2020 ▾

57%

FIRE
Percentage of Total
Incidents

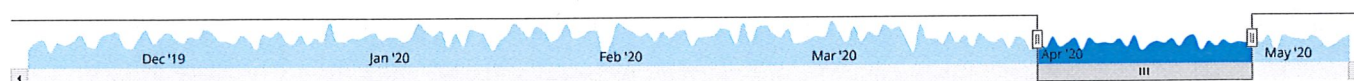
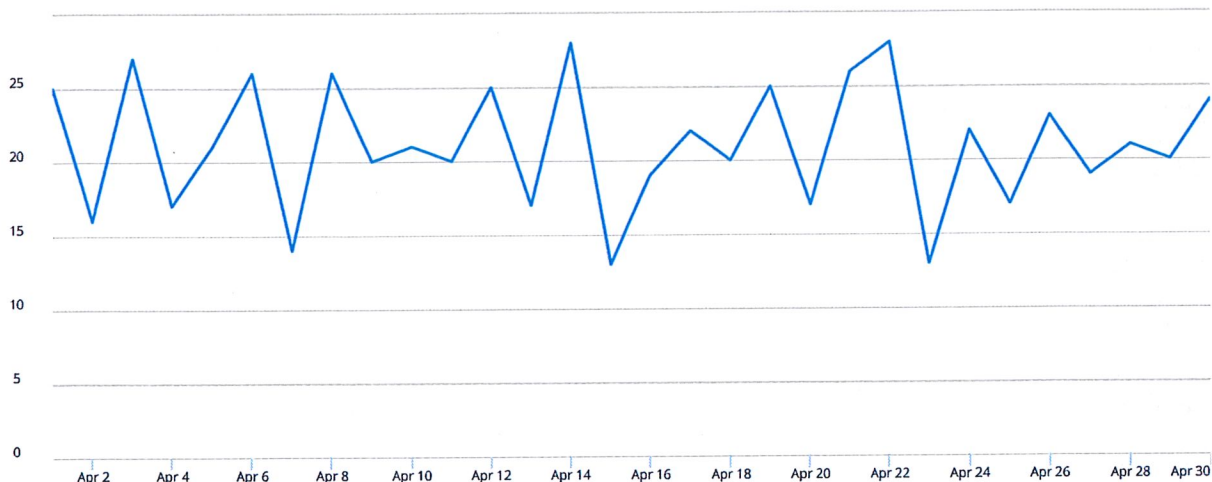
43%

EMS
Percentage of Total
Incidents

632

INCIDENTS
In Selected Time Slice

30

DAYS
In Selected Time Slice

Counts

% Rows

% Columns

% All

Week Ending	4/5/20	4/12/20	4/19/20	4/26/20	5/3/20	5/10/20	5/17/20	5/24/20	5/31/20	6/7/20	6/14/20	6/21/20	6/28/20	Total
(11) Structure Fire	1	1			2									4
(13) Mobile property (vehicle) fire			1											1
(14) Natural vegetation fire	2	1		3										6
(15) Outside rubbish fire		2												2
(16) Special outside fire	2			1										3
(30) Rescue, emergency medical call (EMS), other				4										4
(31) Medical assist	13	13	23	18	12									79
(32) Emergency medical service (EMS) incident	29	57	39	43	21									189
(35) Extrication, rescue	1													1
(44) Electrical wiring/equipm. problem		3	1	3	1									8
(46) Accident, potential accident					1									1
(50) Service call, other			1											1
(52) Water problem				1										1
(53) Smoke, odor problem	1				1									2
(55) Public service assistance	16	22	15	10	8									71

Week Ending	4/5/20	4/12/20	4/19/20	4/26/20	5/3/20	5/10/20	5/17/20	5/24/20	5/31/20	6/7/20	6/14/20	6/21/20	6/28/20	Total
(56) Unauthorized burning	1		1	1										3
(61) Dispatched and canceled en route	38	39	51	54	24									206
(62) Wrong location, no emergency found	1	2	3	1	2									9
(65) Steam, other gas mistaken for smoke	1			1	1									3
(70) False alarm and false call, other		4	3		2									9
(71) Malicious, mischievous false alarm		1												1
(73) System or detector malfunction		4	2	2	5									13
(74) Unintentional system/detect... operation (no fire)		3	4	3	4									14
(8) Severe Weather & Natural Disaster				1										1
Total	106	152	144	146	84									632